

# English Advantage



## Novice

Stuart Rowe      Rotem Shuval  
Emmanuel Poey      Stephen Evans  
Matthew Boynton      Thom Harrison

Book 3

# Contents page

## Book 3 - Novice

Content	Chapter Theme	Pages
Blended-learning Components / Lesson Breakdown		4 - 7
Lesson 31 - Ordering food in a restaurant	Chapter 7 - Going out	10 - 11
Lesson 32 - Making small talk	Chapter 7 - Going out	12 - 13
Lesson 33 - Making a service complaint	Chapter 7 - Going out	14 - 15
Lesson 34 - Describing an event	Chapter 7 - Going out	16 - 17
Lesson 35 - Milestone: One week in Japan	Chapter 7 - Going out	18 - 19
Lesson 36 - Giving directions	Chapter 8 - Transportation	22 - 23
Lesson 37 - Purchasing a ticket	Chapter 8 - Transportation	24 - 25
Lesson 38 - Going through the airport	Chapter 8 - Transportation	26 - 27
Lesson 39 - Planning your commute	Chapter 8 - Transportation	28 - 29
Lesson 40 - Milestone: The transportation guide	Chapter 8 - Transportation	30 - 31
Lesson 41 - Describing cultural activities	Chapter 9 - My country	34 - 35
Lesson 42 - Describing important cultural days	Chapter 9 - My country	36 - 37
Lesson 43 - Describing animals in your country	Chapter 9 - My country	38 - 39
Lesson 44 - Describing how to play a game	Chapter 9 - My country	40 - 41
Lesson 45 - Milestone: Tri-country report	Chapter 9 - My country	42 - 43

Content	Chapter Theme	Pages
Lesson 46 - Describing a medical problem	Chapter 10 - Health	46 - 47
Lesson 47 - Making a doctor's appointment	Chapter 10 - Health	48 - 49
Lesson 48 - Explaining a diagnosis	Chapter 10 - Health	50 - 51
Lesson 49 - Explaining treatment	Chapter 10 - Health	52 - 53
Lesson 50 - Milestone: Uberscillin	Chapter 10 - Health	54 - 55
Lesson 51 - Describing a product	Chapter 11 - Technology	58 - 59
Lesson 52 - Explaining how to use a device	Chapter 11 - Technology	60 - 61
Lesson 53 - Describing software	Chapter 11 - Technology	62 - 63
Lesson 54 - Getting customer support	Chapter 11 - Technology	64 - 65
Lesson 55 - Milestone: Problems at Techzone	Chapter 11 - Technology	66 - 67
Lesson 56 - Describing something you want to buy	Chapter 12 - Shopping	70 - 71
Lesson 57 - Comparing different products	Chapter 12 - Shopping	72 - 73
Lesson 58 - Trying clothes on	Chapter 12 - Shopping	74 - 75
Lesson 59 - Getting a discount	Chapter 12 - Shopping	76 - 77
Lesson 60 - Milestone: Personal shopper	Chapter 12 - Shopping	78 - 79
Reading activities / Answers / Audio scripts		80 - 129

# How to study

## Blended-learning Components

### Blended-learning Components

Let's look at the different tools RSLC provides to help you meet your English goals.



#### With Rosetta Stone E-learning

You will have 24/7 access to materials, so you can study anywhere, anytime. Rosetta Stone Advantage will allow you to improve your grammar and vocabulary, so that you can focus on speaking in your one-on-one lessons.



#### With Lesson Preview

You will be familiar with the lesson theme, grammar, and vocabulary, which means you'll be completely ready for each lesson.



#### With Power Review Lesson Notes

You will be able to review new words, the goal of the lesson, and different corrections so that you never forget what you learned in each lesson.



#### With Power Review Lesson Recordings

You will be able to improve your listening skills, pick up little points you missed, and hear your speaking speed improve.



#### With Reading Homework

You will be able to review what you studied in the lesson and test your **passive skills** while at the same time learning new vocabulary.



#### With Writing Homework

You will be able to test your **active skills** and lock away new content by completing realistic writing situations that are similar to what a native speaker would do.



#### With Self Input

(i.e. studying by yourself - this can be anything from reading vocabulary books to watching TV shows.) You will start to develop a well-balanced English ability.



#### With Self Output

(i.e. using your English to communicate with real people either by speaking or in writing.) You will be able to put everything you have learned into practice and truly start to see rapid progress.

# Lesson breakdown

Let's take a look at how a 40-minute lesson is put together.

**Goal based lessons**

Each lesson has an interesting, immersive, and relevant goal based on the communicative approach, and is aligned with CEFR to give the highest standard of quality. The goal is always presented at the start of the lesson.

**Let's start**

This is a warm-up task that gets the student thinking about the topic. Estimated time: 5 min

**Let's try**


This is a listening task that introduces a short model of the goal of the lesson. Estimated time: 10 min

**Gamification**

There are 60 lessons spread over two textbooks in the A2 level. Each textbook contains 30 lessons. Each lesson is visually represented in the progress bar to the right. By visually showing progress, students are more likely to maintain a higher level of motivation throughout the course.

Lesson

01



**Goal:** Meeting new people

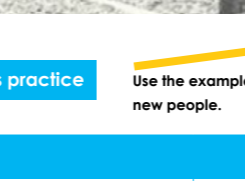
Let's start

**Read the introductions below, then practice pronouncing and spelling the different peoples' names. What are some expressions you can use when you meet new people?**

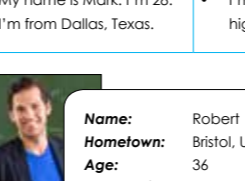
*Did you know*

The five most common male names in the USA are: James, John, Robert, Michael, and William.

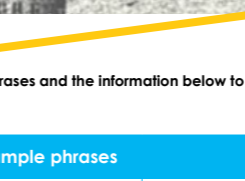
The five most common female names in the USA are: Mary, Patricia, Jennifer, Elizabeth, and Linda.



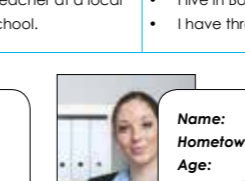
Hi, my name's James Dawson.



Hi there, I'm Jennifer Bianco.



It's a pleasure to meet you. My name's Michael Basti.



How do you do? My name is Elizabeth Shan.

**Let's try**

*Track #1-3*

**Listen to each person introduce themselves. Make some notes about the points they mention, then tell your teacher about each person.**

Jim	
Sam	
Jane	

Progression

**Reading homework** Read the profile on page 80, then complete the assigned tasks. You are welcome to preview the reading content before the lesson.

**Writing homework** (50-80 words) You have just started at a new school/company. Write a self introduction for the school/company web page.

Let's practice

**Use the example phrases and the information below to practice meeting new people.**

Example phrases

- My name is Mark. I'm 28.
- I'm a teacher at a local high school.
- I live in Boston with my wife.
- I'm from Dallas, Texas.
- I have three brothers.

**Name:** Robert  
**Hometown:** Bristol, UK  
**Age:** 36  
**Occupation:** Teacher  
**Lives:** London  
**Lives with:** wife  
**Family:** sister

**Name:** Linda  
**Hometown:** Boston, US  
**Age:** 24  
**Occupation:** Bank clerk  
**Lives:** New York  
**Lives with:** roommate  
**Family:** two brothers

**Name:** William  
**Hometown:** Sydney, AU  
**Age:** 23  
**Occupation:** Mechanic  
**Lives:** Parramatta alone  
**Lives with:** older brother

**Name:** Patricia  
**Hometown:** Auckland, NZ  
**Age:** 28  
**Occupation:** Programmer  
**Lives:** Silicon Valley  
**Lives with:** boyfriend  
**Family:** three sisters

Let's speak

**Use the steps below to role-play doing a short self-introduction.**

*Did you know*

When talking about other people, we use "Mr., Mrs. or Ms." with someone's last name, not their first name.

Greet your partner.	e.g. Hello. Nice to meet you.
Share information about yourself.	e.g. My name is Tom. I'm 42. I'm from New York. I work as a banker...
Find out some information about your partner.	e.g. How about you? What do you do?

Homework

**Complete the reading and writing activities below as well as the recommended e-learning activities listed in your pacing document.**

Let's practice

This activity practices and expands on the structures introduced in the listening. After the student has been given feedback and is comfortable doing the basic speaking task, the level of complexity is increased. By using the new expressions, the student will be able to increase their fluency, gain confidence, and sound more natural. Estimated time: 10 min

Let's speak

This section gives the student a chance to practice using the new structures in a real conversation. Estimated time: 10 min

Homework

Each lesson contains three blended-learning tasks that can be completed either before or after the lesson.

1. Reading - Reinforce the content of the lesson with an authentic reading task.
2. Writing - Practice what you learned in the lesson with an authentic writing task



**Chapter 7**  
Going out



**Goal:** Ordering food in a restaurant

### Let's start

Discuss some different dishes you would expect to find at the following restaurants:

- a Chinese restaurant
- a Thai restaurant
- a steakhouse
- a Mexican restaurant
- an Italian restaurant
- a seafood restaurant
- an Indian restaurant
- a pub

**Discussion questions:**

1. How often do you eat out?
2. Do you prefer cooking or eating out? Why?
3. What is your favorite restaurant? Why?

### Let's try

Track #1-4

Listen to the four customers ordering food in a restaurant. Make some notes, then tell your teacher what each customer orders.

Customer #1

---

Customer #2

---

Customer #3

---

Customer #4

---

### Let's practice

Use the example phrases and the information below to practice ordering food in a restaurant.

#### Example phrases

##### Asking for more time

- I'm not ready yet.
- I'm still deciding.
- Can we have a few more minutes?

##### Ordering

- I'd like the steak.
- I'll have the toasted ravioli.

##### Asking for information

- What do you recommend?
- Is the ravioli popular?
- What is the grilled tilapia?
- How big is the steak?
- Are refills free?
- Is there cheese on it?
- What's in the gyoza?
- Is it spicy?

##### Modifying your order

- Can you make it less spicy?
- I'd like the cheeseburger, but can I get that without pickles, please?

##### Finishing your order

- That's it for now.
- Can you bring everything out at the same time?



### Let's speak

Read the information below, then role-play the situation with your partner.

**Situation:**

You and your friends are at a restaurant for dinner. You are all quite picky eaters. Your friends can't speak English, so you need to order for everyone. Talk to the waiter and order enough food and drinks for everyone.

### Homework

Complete the reading and writing activities below as well as the recommended e-learning activities listed in your pacing document.

Progression



#### Reading homework

Read the restaurant review on page 80, then complete the assigned tasks. You are welcome to preview the reading content before the lesson.

#### Writing homework (50-80 words)

Write a review about a restaurant you have visited. Write about what food you ordered, and what you thought of the restaurant.

Lesson  
**32**



**Goal:** Making small talk

**Let's practice**

Use the example phrases and the pictures below to practice making small talk.

**Example phrases**

**Asking how someone is**

- How are you?
- How are you doing?
- How's it going?
- How're things?
- How's work?
- What's up?
- How have you been?

**Asking what someone did**

- What's new?
- What have you been up to?
- What were you up to last week?
- Did you do anything fun last week?

**Asking about someone's free time**

- Do you often cook?
- What do you do for fun?
- What do you usually do after work?
- What do you do in your free time?

**Showing surprise**

- No way!
- Wow!

**Showing interest**

- That's really cool!
- Nice!

**Stating a shared interest**

- Me too.
- So do I.
- I love movies too.

**Let's start**

- take a nap
- do some gardening
- go to a bar
- play on one's phone
- work out
- eat out

Use the words in the box to describe the picture below. Can you think of any more popular ways that people like to spend their free time?



What do you usually do in your free time?

Listen to the different people make small talk. Make some notes, then tell your teacher what question you think each person was asked.

- Conversation #1  
\_\_\_\_\_
- Conversation #2  
\_\_\_\_\_
- Conversation #3  
\_\_\_\_\_
- Conversation #4  
\_\_\_\_\_



**Let's speak**

Read the information below, then role-play the situation with your partner.

**Situation:**

You haven't seen your partner in a long time. Greet them and ask how they are, then find out what they have been up to. Also, find out what they like to do in their free time. See if you have any shared interests.

**Homework**

Complete the reading and writing activities below as well as the recommended e-learning activities listed in your pacing document.

Progression



**Reading homework**

Read the conversation on page 81, then complete the assigned tasks. You are welcome to preview the reading content before the lesson.

**Writing homework**  
(50-80 words)

Your friend is bad at making small talk. Give them advice on some different questions they should ask when making small talk.



**Goal:** Making a service complaint

### Let's start

- a safe
- run out of something
- reception
- make up a room
- smell strange
- have a view of something

Use the words in the box to describe the different hotel-related problems below.



What are some other reasons why you might complain at a hotel?

### Let's try

Tracks #9-11

Listen to the customers voice their complaints. Make some notes, then tell your teacher about each complaint.



\_\_\_\_\_

\_\_\_\_\_

\_\_\_\_\_

\_\_\_\_\_

\_\_\_\_\_

\_\_\_\_\_

\_\_\_\_\_

\_\_\_\_\_

\_\_\_\_\_

Progression



#### Reading homework

Read the social media post on page 82, then complete the assigned tasks. You are welcome to preview the reading content before the lesson.

#### Writing homework (50-80 words)

Write a social media post complaining about a bad hotel you stayed at. Write what you didn't like about the hotel and the room.

### Let's practice

Use the example phrases and the information below to practice making a service complaint.

#### Example phrases

##### Getting attention

- Excuse me.
- Sorry to bother you.

##### Stating the complaint

- I have a little problem with ...
- I'm afraid there is a slight problem with ...
- I have a complaint.

##### Explaining the problem

- The room is different from the description online.
- The TV doesn't seem to work.
- There is no hot water.
- The shower is broken.
- I can't connect to the Wi-Fi.
- The room doesn't have a view of the beach.

##### Saying what you want to be done

- Would you be able to send someone up?
- Would it be possible to change rooms?
- Could you show me how to use it?
- Can you do something about it?



**Complaint:**  
something wasn't cleaned



**Complaint:**  
something is missing from the room



**Complaint:**  
something doesn't work



**Complaint:**  
room is different from description



**Complaint:**  
noise



**Complaint:**  
Internet



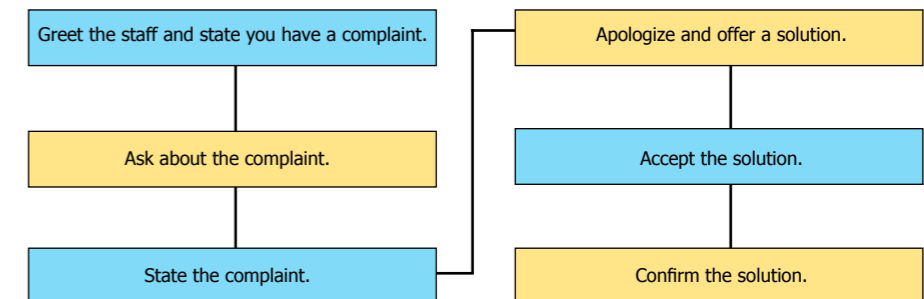
**Complaint:**  
towels



**Complaint:**  
bad view

### Let's speak

Use the steps below to role-play complaining about your hotel room.



### Homework

Complete the reading and writing activities below as well as the recommended e-learning activities listed in your pacing document.





**Goal:** Describing an event

**Let's start**

- crowded
- relaxing
- exciting
- boring
- fun
- formal
- scary
- emotional
- loud
- expensive

Look at the pictures below and identify the different events. Then use the words in the box to discuss your opinion of each event.



**Discussion questions:**

1. What events do you usually go to? What do you do when you're there?
2. What are some interesting events coming up?

**Let's try**

Tracks #12-14

Listen to the people describing different events. Make some notes, then tell your teacher about each event.



\_\_\_\_\_

\_\_\_\_\_

\_\_\_\_\_

\_\_\_\_\_

\_\_\_\_\_

\_\_\_\_\_

Progression



**Reading homework**

Read the ad on page 83, then complete the assigned tasks. You are welcome to preview the reading content before the lesson.

**Writing homework**  
(50-80 words)

Write a message to your friend about an event you went to recently. Mention where and when it was held and what you did there.

**Let's practice**

Use the example phrases and the information below to practice describing different events.

**Example phrases**

**Describing the time and place**

- The event was held at a local church.
- The game went for about three hours.
- We stayed for a few hours.

**Sequencing events**

- As soon as I arrived, I met my friends.
- Then, we watched the game.
- Afterward, we went to a bar.
- Later on, we went to a different place.

**Describing information from your senses**

- The grass was wet. (feeling)
- The music was really loud. (sound)
- All you could smell was pretzels. (smell)
- Everyone was having a good time. (sight)
- The beer tasted so good. (taste)

**Adding information**

- Also, they had really good food.
- And the music was great, too.

<b>Event</b>	Oktoberfest	Baseball game
<b>Place</b>	Munich	Yankee Stadium
<b>Time</b>	Last October / stay five hours	Last week / three-hour game
<b>Activities</b>	arrive in the afternoon try lots of different beers enjoy some German food dance to folk music chat with friends	buy tickets find seats watch the game my team win celebrate at a local bar
<b>Senses</b>	sight - lots of people sound - music taste - beer smell - sausages feeling - atmosphere	sight - home run sound - cheering taste - hotdogs smell - fresh cut grass feeling - wet seat

**Let's speak**

Read the information below, then complete the speech.

**Situation:**

Tell your teacher about the most recent event you went to. Explain what the event was, where and when it was held, what different activities they had, what you did there, and what your opinion of the event was.

**Homework**

Complete the reading and writing activities below as well as the recommended e-learning activities listed in your pacing document.

# Milestone

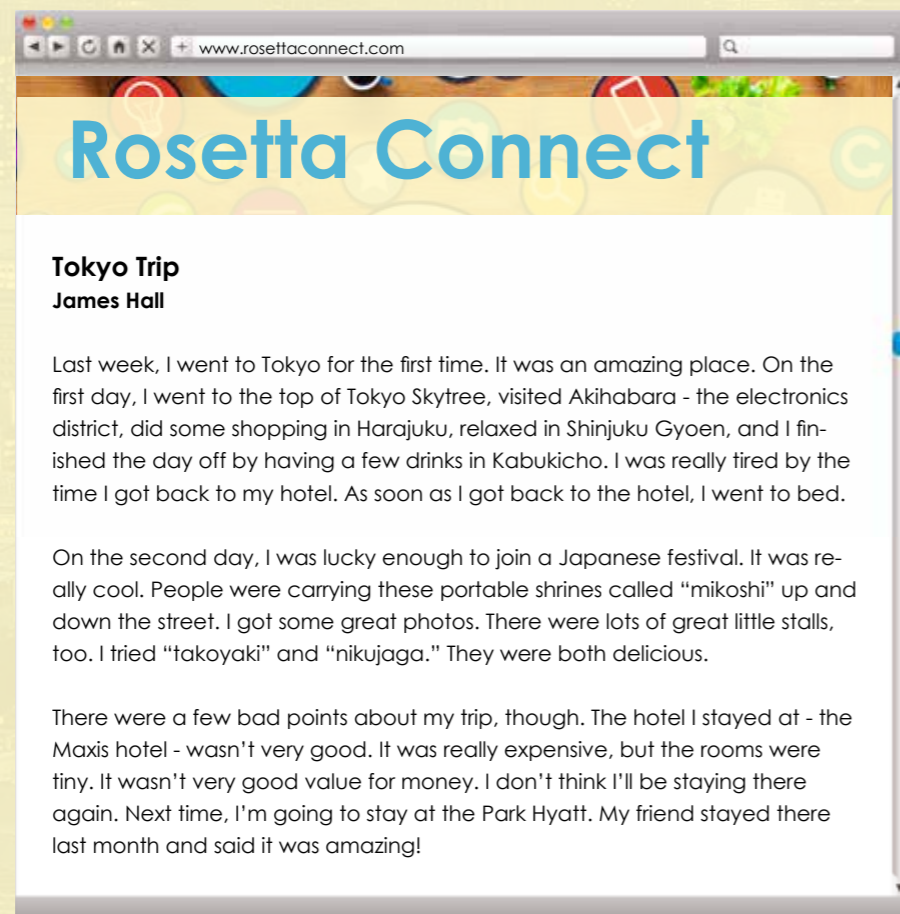
## Two days in Tokyo

### Situation:

Your friend is coming to Tokyo for two days, and you want to take them somewhere nice, but you don't really know where to take them. Use the reading, listening, and interview sections to come up with a plan for the best two days in Tokyo.

### Reading:

Read about the man's trip to Tokyo, then answer the questions on the following page.



www.rosettaconnect.com

## Rosetta Connect

### Tokyo Trip

James Hall

Last week, I went to Tokyo for the first time. It was an amazing place. On the first day, I went to the top of Tokyo Skytree, visited Akihabara - the electronics district, did some shopping in Harajuku, relaxed in Shinjuku Gyoen, and I finished the day off by having a few drinks in Kabukicho. I was really tired by the time I got back to my hotel. As soon as I got back to the hotel, I went to bed.

On the second day, I was lucky enough to join a Japanese festival. It was really cool. People were carrying these portable shrines called "mikoshi" up and down the street. I got some great photos. There were lots of great little stalls, too. I tried "takoyaki" and "nikujaga." They were both delicious.

There were a few bad points about my trip, though. The hotel I stayed at - the Maxis hotel - wasn't very good. It was really expensive, but the rooms were tiny. It wasn't very good value for money. I don't think I'll be staying there again. Next time, I'm going to stay at the Park Hyatt. My friend stayed there last month and said it was amazing!

1. Was this his first time visiting Tokyo?
2. What parts of Tokyo did he go to?
3. What event did he attend?
4. Did he like his hotel? Why? Why not?
5. Where is he going to stay next time?

### Listening:

Track #15

Listen to a man talk about his parent's trip to Tokyo, then answer the questions below.

1. What did they do on the first day?

---



---



---

2. What did they do on the second day?

---



---



---

### Interview:

Interview your teacher about how they like to spend their free time. See if they have attended any events recently. Find out where they recommend taking someone who is visiting Japan for the first time and why. Are there any hotels they recommend?

---



---



---



---



---



---



---

### Task:

Meet with your teacher and discuss the different ideas from the reading, listening, and interview sections. Which ideas do you think your friend will like? Work with your teacher to plan the perfect two days in Tokyo, then present your plan to your friend.

### Homework:

- Write an email to your friend explaining the itinerary you have planned for their trip to Japan.
- Complete the recommended e-learning activities listed in your pacing document.



**Chapter 8**  
Transportation



**Goal:** Giving directions

### Let's practice

Use the example phrases and the information below to practice giving directions.

#### Example phrases

##### Giving directions

- Go past the bank, then make a left.
- Go into the store and go up the elevator.
- Go down the stairs to the 3rd floor.
- Go out of the building and turn left.
- Exit the station and cross the street, then go straight, but don't go across the bridge.
- Get on the #4 bus and get off at 5th Street.
- Take the red line, then transfer at Central.

##### Sequencing

- After you go through the tunnel, turn left.
- When you get to the station, go right.
- Next, turn left when you see the sign,
- Then, after about 20 meters, you'll see a bridge. Turn left just before the bridge.

##### Describing a location

- It should be on your left. You can't miss it.
- The building will be right in front of you.

### Let's start

- a bridge
- a tunnel
- a traffic signal
- a highway
- an escalator
- a ticket gate
- an intersection
- a train crossing
- a pedestrian crossing

Use the words in the box to describe the pictures below.



### Let's try

Tracks #16-18

Listen to each person giving directions. Make some notes, then tell your teacher about each set of directions.



\_\_\_\_\_

\_\_\_\_\_

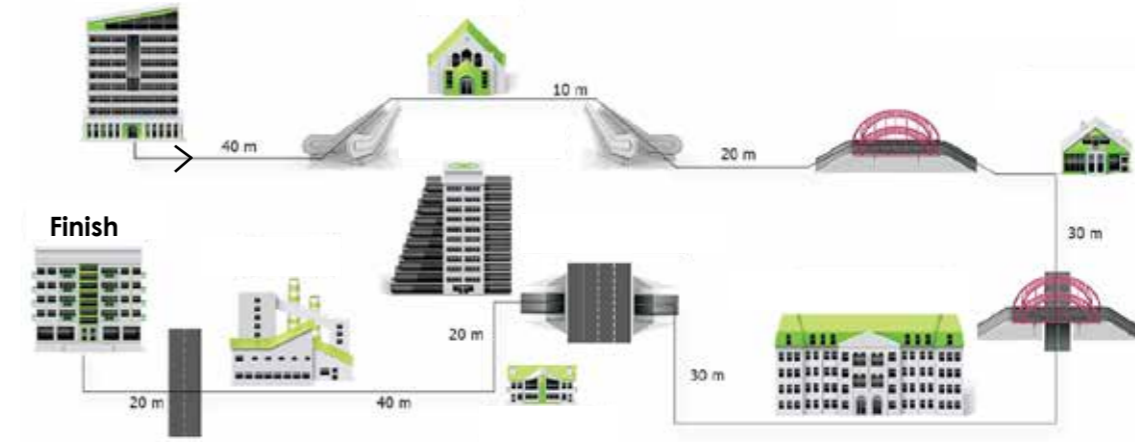
\_\_\_\_\_

\_\_\_\_\_

\_\_\_\_\_

\_\_\_\_\_

### Start



### Let's speak

Read the information below, then role-play the situation with your partner.

#### Partner 1 situation:

You are having a barbecue on Friday at a park near your house. The park is pretty far from the train station and the route is quite complicated. Invite your friend and give them train directions from their station to yours, and walking directions from the train station to the park.

#### Partner 2 situation:

You are free on Friday. Accept your friend's invitation and find out how to get to the park. You are unfamiliar with the area so make sure to confirm the directions.

### Homework

Complete the reading and writing activities below as well as the recommended e-learning activities listed in your pacing document.

Progression



#### Reading homework

Read the directions on page 84, then complete the assigned tasks. You are welcome to preview the reading content before the lesson.

#### Writing homework (50-80 words)

Write an email to your friend giving directions from their station to somewhere interesting in Japan.



**Goal:** Purchasing a ticket

**Let's start**

Look at the people in the pictures below. What do you think each person is doing?



**Discussion questions:**

1. How do you usually buy a train ticket?
2. What different types of train tickets can you buy?
3. Do you prefer buying a ticket from a person or a machine?
4. What do you think of the price of train tickets in Japan?
5. How do you use a Japanese ticket machine?

**Let's try**

Tracks #19-21

Listen to the three travelers purchase train tickets. Make some notes, then tell your teacher where each traveler is going and what ticket they bought.



_____	_____	_____
_____	_____	_____
_____	_____	_____
_____	_____	_____

**Let's practice**

Use the example phrases and the information below to practice purchasing a train ticket.

**Example phrases**

**Purchasing a train ticket**

- How much is a student ticket to Penn Station?
- One round trip ticket to South Station, please.
- Can I get a one-way ticket to 30th street station?

**Asking about train lines**

- Which line do I take?
- What's the fastest way to get there?
- Do I need to transfer?
- Which platform do I catch the train from?
- How many stops is it?

**Asking about schedules**

- When does the next train leave?
- When does the next train for Sydney depart?
- What time does the train get into Union Station?
- How long does it take to get there from here?
- How often does the train run on weekends?

www.RStrains.com

**Central Station -> Union Station**

**Journey details**

Line: Coastal Line  
 Departure time: 7:00 am  
 Arrival time: 8:10 am  
 Journey length: 1hr. 10mins.  
 Stops: 5  
 Changes: 0  
 Frequency: Every 30 mins  
 Platform: 9

	Business class	Coach
<b>one-way ticket [peak]</b>	\$89	\$55
<b>round-trip ticket [peak]</b>	\$160	\$100
<b>one-way ticket [off peak]</b>	\$64	\$38
<b>round-trip ticket [off peak]</b>	\$110	\$70

**Let's speak**

Read the information below, then role-play the situation with your partner.

**Situation:**

You have just arrived at the airport. You need to get to your hotel. Go to the ticket counter and find out what the fastest route to your hotel is. Ask about the bus number/train line and the schedule. Then purchase a train or bus ticket to your hotel.

**Homework**

Complete the reading and writing activities below as well as the recommended e-learning activities listed in your pacing document.

Progression



**Reading homework**

Read the website on page 85, then complete the assigned tasks. You are welcome to preview the reading content before the lesson.

**Writing homework**  
(50-80 words)

Write step-by-step instructions on how to buy a ticket from a Japanese ticket machine at the train station.



**Goal:** Going through the airport

**Let's start**

- a metal detector
- a runway
- delayed/on time
- a layover
- a baggage carousel
- a self check-in machine

Use the words in the box to describe the pictures below.



**Discussion questions:**

1. How do you usually get to the airport?
2. What is the nicest airport you have been to? Why?

**Let's try**

Tracks #22-24

Listen to the different airport staff interact with passengers. Make some notes, then tell the teacher about each passenger.



\_\_\_\_\_

\_\_\_\_\_

\_\_\_\_\_

\_\_\_\_\_

\_\_\_\_\_

\_\_\_\_\_

\_\_\_\_\_

\_\_\_\_\_

\_\_\_\_\_

Progression



**Reading homework**

Read the conversation on page 86, then complete the assigned tasks. You are welcome to preview the reading content before the lesson.

**Writing homework**  
(50-80 words)

Write a review of an airport you've been to. Mention what you liked, what you disliked, and improvements you'd like to see.

**Let's practice**

Use the example phrases and the information below to practice going through the airport.

**Example phrases**

**Asking for information**

- How do I use this?
- What button should I press next?
- Could you tell me how to get there?
- Can you tell me how to use this ?
- Do you know where gate 37 is?
- Do you know if flight 434 is on time?

**Asking for assistance**

- I was wondering if you could help me with something.

**Confirming information**

- Just to confirm, that's gate 37, correct?
- That's gate 3, right?
- You said the flight is leaving at 14:00, didn't you?

Check in for your flight and confirm the boarding time.

You need to get to gate 25 in terminal 2, but you don't know where it is. Ask for information.

Your flight (NH773) has changed. Find out if the flight is on time.

Do some duty-free shopping and confirm your duty-free allowance.

You don't know how to use the self check-in machine. Ask someone for advice.

**Let's speak**

Read the information below, then role-play the situation with your partner.

**Partner 1 situation:**

Check in for your flight. There have been a few delays and cancellations today due to bad weather. If your flight is affected, listen to and compare the different options available, then decide which one you will take.

**Partner 2 situation:**

You work at the airport. Help the customer check in for their flight. Due to bad weather today many planes are late. The flight the customer booked has been canceled. Work with the customer to find a solution. There are two options available: wait 4 hours and get the next flight plus a \$300 voucher or stay the night at a four-star hotel and leave the next day.

**Homework**

Complete the reading and writing activities below as well as the recommended e-learning activities listed in your pacing document.



**Goal:** Planning your commute

### Let's start

- walk
- drive
- cycle
- take a taxi
- use the subway
- catch a bus

Use the words in the box to describe how each person is getting to work.



#### Discussion questions

1. How do you usually get to work?
2. What are some common problems for each of the transportation methods shown above?

### Let's try

Tracks #25-27

Listen to the following news reports. Make some notes, then tell your teacher how you think people should get to their destination in each situation.



\_\_\_\_\_

\_\_\_\_\_

\_\_\_\_\_

\_\_\_\_\_

\_\_\_\_\_

\_\_\_\_\_

Progression



#### Reading homework

Read the notice on page 87, then complete the assigned tasks. You are welcome to preview the reading content before the lesson.

### Let's practice

Use the example phrases and the information below to practice planning your commute.

#### Example phrases

##### Describing conditions

- If I take the train, I'll probably get there faster.
- If I walk to work, I'll get some good exercise.
- If cost was the most important point, I would fly because it's a bit cheaper.

##### Describing pros and cons

- Taking the train would be easier, but driving would probably be faster.
- On the other hand, taking a train would get me there faster.
- Taking a taxi would be an option. However, I think it would be too expensive.



You need to travel from Tokyo to Osaka.

- Option 1: train
- Option 2: plane
- Option 3: overnight bus



You have a long commute to work.

- Option 1: carpool
- Option 2: train
- Option 3: bus



You live 5km away from your company.

- Option 1: ride
- Option 2: drive
- Option 3: walk



You are going to a party after school today.

- Option 1: taxi
- Option 2: drive
- Option 3: walk

### Let's speak

Read the information below, then role-play the situation with your partner.

#### Partner 1 situation:

You think taking the train is the best way to get to work. Convince your partner of the advantages of taking the train. Point out the disadvantages of driving.

#### Partner 2 situation:

You think driving is the best way to get to work. Convince your partner of the advantages of driving. Point out the disadvantages of taking the train to work.

### Homework

Complete the reading and writing activities below as well as the recommended e-learning activities listed in your pacing document.

## Milestone

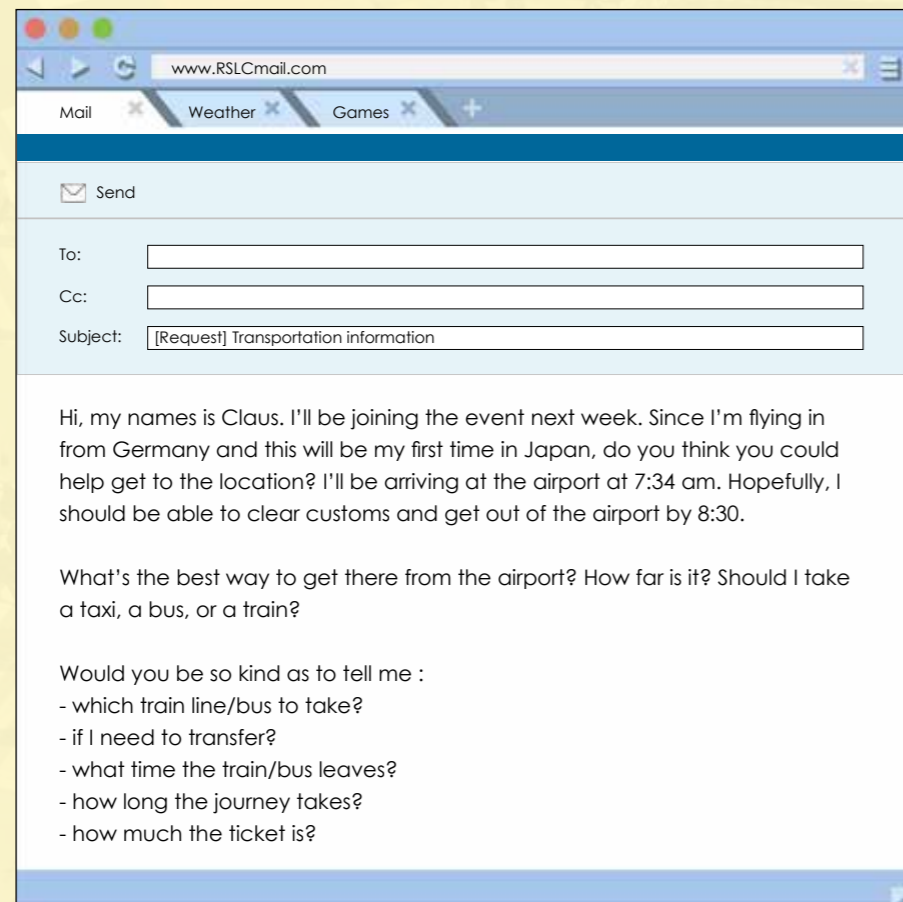
### The transportation guide

#### Situation:

There is an event being held near your house. Since you are familiar with the area, you have been chosen to create a transportation guide for visitors. Use the reading, listening, and interview sections to research the different problems the guests have, then work with your teacher to create a transportation guide to help the guests get to the event.

#### Reading:

Read the email below and answer the questions on the next page.



1. Where is Claus from?
2. Has he been to Japan before?
3. What time does he expect to clear customs?
4. What does he want help with?

#### Listening:

Track #28-30

Listen to three more guests talk about what they are worried about in regards to getting to the event. Make some notes, then tell your teacher about each guest's concerns.

- William Emerson

---



---



---

- Tammy Miller

---



---



---

- Vickie Winters

---



---



---

#### Interview:

Your teacher will play the role of another guest coming to the event. Find out if they are worried about anything transportation-wise.

---



---



---



---

#### Task:

Meet with your teacher and discuss the different problems the guests are worried about. Discuss how you can help each guest, then present your transportation guide for the event. You can include some contingency plans if you like (e.g. what to do when it's raining).

#### Homework:

- Write out your transportation guide for the event.
- Complete the recommended e-learning activities listed in your pacing document.







**Chapter 9**  
My country




**Goal:** Describing cultural activities

**Let's start**

- a castle
- a street festival
- an antique market
- a cathedral
- a temple
- an art gallery

Use the words in the box to describe the pictures below.



What are some popular cultural activities in your country?

Listen to each speaker as they describe the cultural activities they enjoy. Tell your teacher what the activities are and why the speakers do/did them.

Activity	Reason

**Let's practice**

Use the example phrases and the information below to practice describing different cultural activities.

**Example phrases**

**Explaining why you did something**

- I went there because my friend did and said it was amazing.
- Since I'm interested in castles, I decided to go there to take some photos.
- I went to Mt. Rushmore to teach my kids about American history.
- I went there for the new exhibition.

**Explaining the significance of something**

- It's a famous site in Japan.
- It's a national monument.

**Giving your opinion**

- It was really amazing.
- It's a very historical place.
- I thought it was really interesting.
- It really impressed me.



Place: Mt. Rushmore  
 Significance: national monument  
 Time: last month  
 Reason: teach my kids about American history  
 Opinion: breathtaking  
 Best part: taking pictures



Place: Wyoming Dinosaur Center  
 Significance: 28 mounted dinosaurs  
 Time: two weeks ago  
 Reason: new dinosaur exhibition  
 Opinion: fun  
 Best part: the dig sites



Place: Fushimi Inari Taisha  
 Significance: sacred place + many gates  
 Time: on Friday  
 Reason: it sounded interesting  
 Opinion: more gates than I had expected  
 Best part: taking photos

**Let's speak**

Read the information below, then complete the speech.

**Situation:**

Your partner wants to know more about Japanese culture. Compare some different cultural places you have been to, then recommend some interesting cultural activities to your partner.

**Homework**

Complete the reading and writing activities below as well as the recommended e-learning activities listed in your pacing document.

Progression



**Reading homework**

Read the ad on page 88, then complete the assigned tasks. You are welcome to preview the reading content before the lesson.

**Writing homework**  
(50-80 words)

Your friend is coming to Japan. Write them an email recommending some interesting places to visit.



**Goal:** Describing important cultural days

**Let's start**

**USA**

1. Valentine's Day
2. Halloween
3. Thanksgiving
4. Christmas Day

**Japan**

5. The Emperor's Birthday
6. Coming-of-age Day
7. Respect for the Aged Day

Match the holidays to the correct month. What other national holidays or important days do you know either in Japan or abroad?



**Let's try**

Tracks #35-37

Listen to the people talk about important cultural days. Make some notes, then tell your teacher about the days and what people usually do on them.



\_\_\_\_\_

\_\_\_\_\_

\_\_\_\_\_

\_\_\_\_\_

\_\_\_\_\_

\_\_\_\_\_

Progression



**Reading homework**

Read the diary entry on page 89, then complete the assigned tasks. You are welcome to preview the reading content before the lesson.

**Let's practice**

Use the example phrases and the information below to practice describing different important cultural days.

**Example phrases**

**Reason for celebration**

- On this day, we celebrate our independence.
- On this day, we remember... .

**Time**

- It's on October 31st.
- It falls on the last Sunday in March.

**Location**

- It's celebrated in the UK.

**Talking about traditions**

- It's common for people to set off fireworks.
- It's a time for families to get together and celebrate.
- Many people spend this day...

Cultural day	Australia day	Independence Day	Bastille Day
Country	Australia	The USA	France + other countries
Time	January 26th	July 4th	July 14th
Reason for celebration	the arrival of the first fleet	Independence from Great Britain	an important victory for the French people
Traditions	- have a BBQ with friends - watch fireworks displays - attend sporting events - hold citizenship ceremonies	- a federal holiday - watch sporting events - set off fireworks - display the American flag outside their homes	- watch military parades - public festivals are held - have dinner with family - attend musical performances

**Let's speak**

Read the information below, then complete the interview.

**Partner 1 situation:**

You are a journalist. You want to interview someone about important cultural days in their country. Find out what some important cultural days in the country are, why they are celebrated, when they are celebrated, and what usually happens on the days.

**Partner 2 situation:**

A journalist would like to interview you about important cultural days in your country. Answer the questions in as much detail as possible.

**Homework**

Complete the reading and writing activities below as well as the recommended e-learning activities listed in your pacing document.

**Writing homework**  
(50-80 words)

Write a guide for a popular local festival. Explain what happens at the festival and why people celebrate it.



**Goal:** Describing animals in your country

### Let's start

- claws
- a fin
- horns
- scales
- a shell
- wings
- fangs
- a tail
- tusks

Match the words to the pictures. Can you think of any animals that have these body parts? What other animal body parts do you know?



### Let's try

Tracks #38-40

Listen to the people describe the animals they saw at the zoo. Make some notes, then tell your teacher about each animal.



### Let's practice

Use the example phrases and the information below to practice describing different animals.

#### Example phrases

##### Giving basic information

- It's a kind of monkey.
- It has four legs.
- It lives in the jungle.
- It eats leaves.
- It hunts smaller animals.

##### Comparing it to other animals

- It looks like a crocodile, but it isn't as big.
- It's bigger than a cheetah.
- It has a much longer tail than a regular monkey.

##### Stating interesting facts

- Here's an interesting fact: they can run 55 kph.
- Here's something you might not know: its eye is bigger than its brain.



Name: leopard  
 Appearance: spots, fangs, short legs  
 Kind: cat - similar to a cheetah  
 Habitat: forest, mountains, grasslands  
 Diet: gazelle, impala, deer  
 Fun fact: can climb trees



Name: octopus  
 Appearance: 8 tentacles, beak  
 Kind: mollusk - similar to a squid  
 Habitat: the sea floor  
 Diet: fish, shrimp, clams  
 Fun fact: have blue blood



Name: dolphin  
 Appearance: flippers, tail, blowhole  
 Kind: mammal - similar to a whale  
 Habitat: the ocean  
 Diet: fish, squid, shrimp  
 Fun fact: are very smart



Name: wasp  
 Appearance: wings, stinger, yellow/black  
 Kind: insect - similar to a bee  
 Habitat: everywhere - live in nests  
 Diet: caterpillars, flies  
 Fun fact: about 75,000 species of wasps

### Let's speak

Read the information below, then complete the speech.

#### Situation:

You are a zoo guide. Give a tour of the zoo. Introduce three different animals. Describe what they look like, where they live, what they eat, and some fun facts about them.

### Homework

Complete the reading and writing activities below as well as the recommended e-learning activities listed in your pacing document.

Progression



#### Reading homework

Read the notice on page 90, then complete the assigned tasks. You are welcome to preview the reading content before the lesson.

#### Writing homework (50-80 words)

Write about your last trip to the zoo. Mention the different animals you saw, what they looked like, and what you learned about them.




**Goal:** Describing how to play a game

### Let's start

- chess
- pool
- a crossword
- charades
- poker
- mahjong

Match the games to the correct images. What are some games that are popular in your country? What are some games you played as a kid?



### Let's try

Tracks #41-43

Listen to the people talk about games they play. Fill in the table below, then tell your teacher about the different games.

name	object	how to win

### Let's practice

Use the example phrases and the information below to practice describing how to play different games.

#### Example phrases

##### Explaining how to win

- The object of the game is to collect tokens.
- The goal is to win all of the money.
- The player with the most points is the winner.
- The person with the fewest points is the loser.

##### Explaining how to play

- If you reach the end, you get a point.
- If you miss the target, you lose a point.
- If you pass "go," collect \$200.
- If you know the answer, put your hand up.
- You win if you finish first.

##### Explaining rules

- You mustn't go the wrong way.
- You're not allowed to move backward.
- You cannot have an extra turn.
- Don't touch the other player.

#### Rosetta Quest: The Board Game

*Instruction Manual*

**Ages:** 8+  
**Players:** 2-6  
**Contents:** 1 board, 6 color pieces, 120 question cards, 2 dice  
**Object:** Collect the tokens to get the Rosetta Stone.  
**Setup:** Choose a color piece and place it on the start square. Shuffle the cards and put them in the middle.

##### Playing the game:

Roll the dice to move your player. Answer the questions on the squares. If you get the answer wrong, go back. Try to collect the tokens. If you collect all of the tokens, you win! The loser is the player with the least points.

##### Rules:

1. You mustn't touch the other players' color piece.
2. You can't go backward.
3. If you drop the dice, you miss a turn!

### Let's speak

Read the information below, then role-play the situation with your partner.

##### Partner 1 situation:

You would like to learn how to play a new game. Ask your partner about a game that is popular in their country. Find out how to play the game, what the rules are, and how you win.

##### Partner 2 situation:

Think of a game that is popular in your country, then explain how to play it.

### Homework

Complete the reading and writing activities below as well as the recommended e-learning activities listed in your pacing document.

Progression



#### Reading homework

Read the instructions on page 91, then complete the assigned tasks. You are welcome to preview the reading content before the lesson.

#### Writing homework (50-80 words)

Write a guide describing how to play your favorite game. Explain why you like the game, how to play it, what the rules are, and how to win.

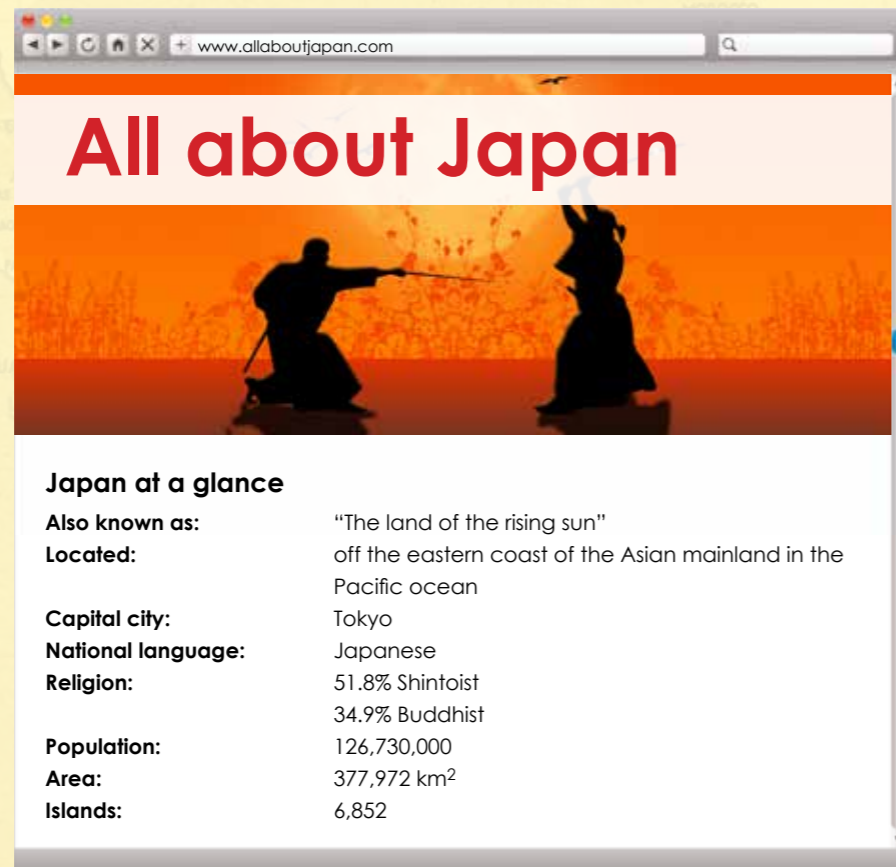
## Milestone Tri-country report

### Situation:

You need to prepare a report comparing three different countries. Your report should include basic information about the country like size, population, and language. Plus, your report should include information about the culture e.g. special days, animals, popular activities, games etc. Use the content from the reading, listening, and interview sections to find out the necessary information about the different countries.

### Reading:

Read the website and answer the questions on the following page.



The screenshot shows a browser window with the URL www.allaboutjapan.com. The page title is "All about Japan" in red. Below the title is a silhouette image of a person in traditional Japanese attire. A table titled "Japan at a glance" provides the following information:

<b>Also known as:</b>	"The land of the rising sun"
<b>Located:</b>	off the eastern coast of the Asian mainland in the Pacific ocean
<b>Capital city:</b>	Tokyo
<b>National language:</b>	Japanese
<b>Religion:</b>	51.8% Shintoist 34.9% Buddhist
<b>Population:</b>	126,730,000
<b>Area:</b>	377,972 km <sup>2</sup>
<b>Islands:</b>	6,852

1. How big is Japan?
2. What's the population of Japan?
3. How many islands does Japan have?
4. What's the most common religion in Japan?

### Listening:

Track #44

Listen to the man talk about his country and fill in the left column of the table below.

Country		
Capital city		
Size		
Population		
Languages		
Game / Activities		
Animals		
Important day		

### Interview:

Interview your teacher about where they are from. Find out some information about their country and its culture. Fill in the right column of the table above.

### Task:

Deliver a presentation on your report. Explain about the different countries and compare them.

### Homework:

- Write out the tri-country report.
- Complete the recommended e-learning activities listed in your pacing document.



**Chapter 10**  
Health

Lesson  
**46**

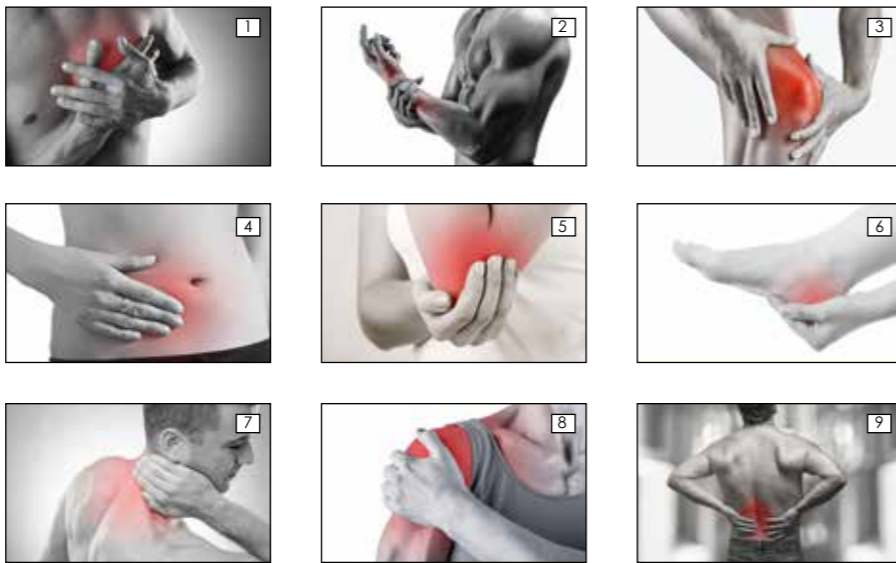


**Goal:** Describing a medical problem

**Let's start**

- chest
- stomach
- neck
- shoulder
- lower back
- heel
- elbow
- knee
- forearm

Use the words in the box to describe where the different people are in pain.



**Let's try**

Tracks #45-47

Listen to the following people talk to their doctors. Make some notes, then tell your teacher what's wrong with each person.



Progression



**Reading homework**

Read the email on page 92, then complete the assigned tasks. You are welcome to preview the reading content before the lesson.

**Let's practice**

Use the example phrases and the information below to practice describing medical problems.

**Example phrases**

**Stating illnesses**

- I have the flu.
- I caught a cold.
- I think I have an ear infection.
- I have measles.
- My hay fever is acting up.

**Stating symptoms**

- I have a fever.
- I feel terrible.
- My head hurts.
- It hurts when I move.
- My throat is really sore.
- I've got a runny nose.
- I can't stop coughing.

**Describing injuries**

- I hit my head.
- There is a big bruise on my leg.
- I cut my hand while I was cooking.
- I tripped and hurt my finger.
- I was playing soccer and sprained my ankle.
- I was hit by a car.



**Let's speak**

Read the information below, then role-play the situation with your partner.

**Partner 1 situation:**

You normally teach six students, but all your students except one are absent today. Find out why.

**Partner 2 situation:**

All five of your classmates are sick today. Everyone messaged you this morning before class, so you know what's wrong with everyone. Talk to your teacher and explain what's wrong with each of your classmates.

**Homework**

Complete the reading and writing activities below as well as the recommended e-learning activities listed in your pacing document.

**Writing homework**  
(50-80 words)

You are feeling sick. Write an email to your boss explaining why you cannot come to work today.





**Goal:** Making a doctor's appointment

**Let's start**

1. an opening
2. medication
3. a check-up
4. insurance
5. a symptom
6. suffer

**Match the words to the correct definitions.**

- \_\_\_ a change in the body that shows someone has a disease.
- \_\_\_ to experience pain or illness.
- \_\_\_ a time when an appointment can be made.
- \_\_\_ drugs that can be used to cure an illness.
- \_\_\_ a medical check where a doctor checks a patient for signs of disease.
- \_\_\_ an agreement in which a person regularly pays money to a company and the company promises to pay money if the person gets sick.

**Let's try**

Tracks #48-50

**Listen to the people making appointments, then answer the questions below.**

**Caller #1**

1. Why do they need to see the doctor? \_\_\_\_\_
2. When do they want to see the doctor? \_\_\_\_\_

**Caller #2**

1. Why do they need to see the doctor? \_\_\_\_\_
2. When do they want to see the doctor? \_\_\_\_\_

**Caller #3**

1. Why do they need to see the doctor? \_\_\_\_\_
2. When do they want to see the doctor? \_\_\_\_\_

Progression



**Reading homework**

Read the form on page 93, then complete the assigned tasks. You are welcome to preview the reading content before the lesson.

**Writing homework**  
(50-80 words)

Write an email to your doctor to schedule an appointment for your annual physical exam.

**Let's practice**

Use the example phrases and the information below to practice making a doctor's appointment.

**Example phrases**

**Request an appointment**

- I'd like to make an appointment.

**State the reason**

- I just want a checkup.
- I have a toothache.
- I feel really sick.

**Asking about availability**

- Is the doctor available at 3:00?
- When is the earliest I can see him?
- Can I schedule an appointment for Friday?

**Stating the desired time**

- I'd like a morning appointment.
- Preferably, in the afternoon.
- I'd prefer something around 2:00.
- As soon as possible, please.

**Agreeing to suggested times**

- Great. 6:00 works for me.

**Ito Dental Clinic Appointment Form**

First Name: Andy  
 Last Name: Fletcher  
 Customer #: 634920  
 Reason for visit: toothache  
 Since: one week ago  
 Last check-up: two years ago  
 Day: today  
 Time: afternoon  
 Insurance: yes  
 Other health conditions: none

**Sunnyville Medical Clinic Appointment Form**

First Name: Dave  
 Last Name: Gahan  
 First Time: no  
 Day: Tuesday  
 Time: 2 pm  
 Symptoms: headache, upset stomach, runny nose  
 Since: last week  
 Medication: yes  
 Details: hay fever medicine  
 Other health conditions: none

**Let's speak**

Read the information below, then role-play the situation with your partner.

**Situation:**

You are on a business trip with your boss. Your boss has suddenly become ill. Your boss is unable to speak English. Call a clinic and schedule a doctor's appointment for them.

**Homework**

Complete the reading and writing activities below as well as the recommended e-learning activities listed in your pacing document.




**Goal:** Explaining a diagnosis

**Let's start**

- a stomachache
- a headache
- a fever
- a sore throat
- a cough
- a broken leg
- a graze
- a runny nose
- a sprain

Use the words in the box to describe the pictures below.



**Let's try**

Tracks #51-53

Listen to the doctors giving their patients diagnoses. Make some notes, then tell your teacher about each patient.



**Let's practice**

Use the example phrases and the information below to practice explaining a diagnosis.

Example phrases		
<p><b>Stating the problem</b></p> <ul style="list-style-type: none"> <li>• It seems that you have the flu.</li> <li>• Your problem is you have an infection.</li> <li>• I think you've just come down with a cold. That's all.</li> </ul>	<p><b>Stating the effect</b></p> <ul style="list-style-type: none"> <li>• This means you will probably feel bad for a few weeks.</li> </ul> <p><b>Stating the cause</b></p> <ul style="list-style-type: none"> <li>• This is caused by...</li> <li>• This is what happens when...</li> </ul>	<p><b>Giving advice</b></p> <ul style="list-style-type: none"> <li>• You have to lose weight.</li> <li>• You must change your diet.</li> <li>• You need to take this medicine twice a day.</li> <li>• You should get lots of rest.</li> <li>• If you don't change your diet, you will start to get very sick.</li> </ul>



**Patient 1**  
 What happened: My co-worker was coughing at work yesterday and now I feel sick.  
 Problem: the flu  
 Effect: you will feel weak  
 Cause: coming into contact with someone who is infected  
 Advice: + take medicine  
 + get lots of rest  
 + stay home until you feel better



**Patient 2**  
 What happened: I cut my finger when I was cooking a few nights ago.  
 Problem: an infected cut  
 Effect: your finger will be swollen and sore  
 Cause: not cleaning the wound  
 Advice: + take antibiotics  
 + be more careful when cooking  
 + clean future cuts  
 + apply ointment once a day

**Let's speak**

Read the information below, then role-play the situation with your partner.

**Situation:**  
 You are a doctor. Listen to your patient's symptoms and give a diagnosis. Remember to tell them what you think caused the problem and what you think they should do about it.

**Homework**

Complete the reading and writing activities below as well as the recommended e-learning activities listed in your pacing document.

Progression



**Reading homework** Read the notice on page 94, then complete the assigned tasks. You are welcome to preview the reading content before the lesson.

**Writing homework** (50-80 words) You are a doctor. Write an email reply to a patient giving them advice about a medical condition.




**Goal:** Explaining treatment

**Let's start**

- a bandage
- a bandaid
- a wheelchair
- a syringe
- ointment
- a cast
- crutches
- surgery
- antibiotics

Match the words to the pictures, then make an example sentence for each.



**Let's try**

Tracks #54

Listen to the pharmacist at the drug store. She is handing out Mr. Smith's prescription. How and when should he take his medicine? What mustn't he do? What sickness does he have?

---



---



---



---



---



---

**Let's practice**

Use the example phrases and the information below to practice explaining treatment.

**Example phrases**

**Explaining how to take the medicine**

- Take three capsules anytime you are in pain.
- Take four pills, three times a day.
- Apply the cream once a day.
- Make sure to use up the whole packet.
- You shouldn't take this medicine on an empty stomach. Please take it with food.
- You shouldn't drink any alcohol while you are on this medication.

**Explaining the effect**

- You should start to feel better in 30 minutes.
- You'll know if the medicine is working after two days.
- The rash should go away after one week.

**Explaining possible side effects**

- You might experience some dizziness.
- Headaches are a common side effect of this medicine.

<b>Problem</b>	skin infection	rash
<b>Medicine</b>	antibiotics	topical cream
<b>Time</b>	two tablets after meals for three days	morning and night for five days
<b>Advice</b>	avoid alcohol while taking this medicine	cleanse the area first by gently washing it with soap
<b>Time till effect</b>	two hours	immediate
<b>Side effects</b>	nausea, vomiting, headache	easy bruising, sensitive skin

**Let's speak**

Read the information below, then role-play the situation with your partner.

**Situation:**

Your pharmacist has just filled your prescription, but they didn't explain how to take the medicine.

Find out the following information:

- the recommended dosage
- how and when to take/apply the medicine
- how many days you have to take it
- if there are any side effects

**Homework**

Complete the reading and writing activities below as well as the recommended e-learning activities listed in your pacing document.

Progression



**Reading homework**

Read the prescription on page 95, then complete the assigned tasks. You are welcome to preview the reading content before the lesson.

**Writing homework**  
(50-80 words)

Your friend is a little sick. Recommend some Japanese over-the-counter medicine and explain how and when to take it.

## Milestone Ubercillin

### Situation:

You are a pharmaceutical sales rep. Your company has developed a new wonder drug called "Ubercillin." Use the reading, listening, and interview sections to learn about the new wonder drug.

### Reading:

Read about the new wonder drug, then answer the questions on the following page.

1. What is the name of the medicine?
2. Has it been approved by the FDA?
3. What is the medicine designed to do?
4. Are there any side effects?

### Listening:

Track #55-57

Listen to the three patients who have been using Ubercillin, then fill in the table below.

Name			
Age			
Medical condition			
Feedback			

### Interview:

Call the doctor's office and schedule an appointment with the doctor there so that you can talk to them about Ubercillin.

### Task:

Read the information below, then role-play the situation with your partner.


Partner 1: Doctor  
Meet with the pharmaceutical sales rep and find out more about Ubercillin. Place an order if you are impressed with the medicine.

Partner 2: Pharmaceutical sales rep  
Meet with the doctor and convince them to buy Ubercillin. Explain the benefits of Ubercillin and what medical problems it can help with. Talk about patients who have been using Ubercillin and what they thought of it. Plus, compare Ubercillin to other available medicines and give instructions on how and when to take it.

### Homework:

- Write an email to your boss about your meeting with the doctor. Remember to mention how the meeting went, what you discussed, and if the doctor placed an order.





## Chapter 11

### Technology



**Goal:** Describing a product

### Let's start

- play the latest games
- take great photos
- wirelessly answer calls
- stream movies
- store 1000's of books
- take aerial photos
- track your steps/sleep
- change from a laptop to a tablet
- get notifications on your wrist

Use the words in the box to describe the different products below.



### Let's try

Tracks #58-60

Listen to three salespeople describe different products. Make some notes, then tell your teacher about each product.



### Let's practice

Use the example phrases and the information below to practice describing different devices.

#### Example phrases

##### Describing benefits

- It's very slim.
- It has a great camera.
- It features a large screen.
- It's very energy efficient.
- It's made of stainless steel.
- You can carry it around easily because it's so lightweight.
- If you buy this, you'll be able to track your fitness.
- You can use this TV to stream 4K video.

##### Describe what it's suitable for

- It's great for beginners
- It's ideal for people who commute.
- It's aimed at kids.

##### Describing dimensions

- It's 60 centimeters wide.
- The height is 1.5 meters.

##### Describing favorite points

- One thing I really like about this is...
- My favorite feature is...

Device	Smart TV	Refrigerator	Smartphone
<b>Design</b>	slim / curved	modern / stainless steel	edge-to-edge screen
<b>Benefits</b>	Netflix app 4K web browser Chromecast 60 Hz refresh rate	energy efficient TV screen Internet of things ice maker lots of storage space	dazzling display impressive camera easy to use dual Sim great battery
<b>Suitable for</b>	games, movies, sports	a family of 5-8	someone who wants the best phone
<b>Price</b>	\$3,200	\$900	\$870
<b>Dimensions (H / W / D)</b>	81.2 x 134.6 x 3.8	1688 x 600 x 542	151.9 x 72 x 7mm

### Let's speak

Read the information below, then role-play the situation with your partner.

#### Situation:

You are a salesperson in an electronics store. A customer has just come in. Find out what they are looking for, then recommend some different devices for them.

### Homework

Complete the reading and writing activities below as well as the recommended e-learning activities listed in your pacing document.

Progression



#### Reading homework

Read the website on page 96, then complete the assigned tasks. You are welcome to preview the reading content before the lesson.

#### Writing homework (50-80 words)

You want to sell something on an online auction site. Write an ad for the item. Describe the item in as much detail as possible.

# Lesson 52




**Goal:** Explaining how to use a device

## Let's start

- a microwave
- a kettle
- a rice cooker
- a blender
- a hair dryer
- an electric toothbrush

Match the words in the box to the pictures below.




What does each device do? Try to make a sentence about what each device is used for.

## Let's try

Tracks #61-63

Listen to the three clerks in the electronics store explaining how to use different devices. Make some notes, then tell your teacher how to use each of the devices.



Progression



### Reading homework

Read the instructions on page 97, then complete the assigned tasks. You are welcome to preview the reading content before the lesson.

### Writing homework

(50-80 words)

Choose an electronic item in your home and explain how to use some of its different features.

## Let's practice

Use the example phrases and the information below to practice explaining how to use different devices.


### Example phrases

#### Asking how to use something (P1)

- How do I use it?
- I don't know how to use it. Which button do I press to turn it on?
- Can you show me how this works?
- Could you tell me how to turn this on, please?

#### Giving instructions (P2)

- Press the "on" button to turn it on.
- To move the cursor, just move the mouse like this.
- This button sets the phone to silent mode.
- Pressing this button turns the monitor off.
- If you want to increase the volume, press this button.
- Press this button here for the menu.



## Let's speak

Read the information below, then role-play the situation with your partner.

### Situation:

You work in a large, modern electronics store. An older customer has just come in. They are interested in purchasing a new TV and new smartphone. Help them find a good TV and smartphone, then show them how to use the different devices. Make sure you show them how to:

TV	Smartphone
<ul style="list-style-type: none"> <li>• turn the TV on and off</li> <li>• adjust the volume</li> <li>• use some of the features</li> </ul>	<ul style="list-style-type: none"> <li>• operate the phone</li> <li>• make a call</li> <li>• use some apps</li> </ul>

## Homework

Complete the reading and writing activities below as well as the recommended e-learning activities listed in your pacing document.



**Goal:** Describing software

### Let's start

Look at the different software below. Discuss what you know about each one.

- Facebook
- Instagram
- LinkedIn
- Twitter
- WhatsApp
- Skype
- Google Drive
- Google Translate
- Yahoo
- G-mail
- Youtube
- Candy crush
- Windows
- Microsoft Office
- VLC Media Player
- Firefox
- Shazam
- Adobe Photoshop

**Discussion questions:**

1. What software do you usually use?
2. How would you categorize the different software titles above?
3. What's your favorite app on your phone?
4. Which social networking sites are popular in Japan?

### Let's try

Tracks #64-66

Listen to the three people describe their favorite software. Make some notes, then tell the teacher about each person's favorite software.




---

---

---

---



---

---

---

---



---

---

---

---

### Let's practice

Use the example phrases and the information below to practice describing software.

#### Example phrases

**What it is**

- It's a word processing app.
- It's a social networking site
- This is the industry standard design app.

**What it does**

- It's a popular way to message people.
- It protects your PC from viruses
- It's designed to improve your productivity
- It makes it easy to design things quickly.
- It allows you to stay in touch with people.
- I use it to chat with my friends.

**Why you like it**

- It's a fun way to kill time on the train.
- It's great because it's always updated.
- It's easier to use than other apps.
- I like that I can keep all my music and movies in one place.
- It's an easy way to organize everything.

**Where you can buy it**

- You can get a free trial to see if you like it.
- You can download it from the App Store.
- You can buy it from any electronics store.

Name	Uber	Itunes	Netflix
<b>what it is</b>	ridesharing app	PC program	streaming service
<b>what it does</b>	arranges for a car to pick you up and take you to a destination	organizes and purchase music and movies	streams movies and TV shows to your device
<b>why you like it</b>	fast reliable easy-to-use can pay through the app	purchase music download movies sync content free	cheap great way to relax original content updated frequently
<b>where you can buy it</b>	App store	iTunes website	Website / App store

### Let's speak

Read the information below, then role-play the situation with your partner.

**Situation:**

Your teacher would like some software advice. Listen to what their interests are, then recommend some software for them. Remember to explain what the software is, what it does, why you like it, and where they can get it.

### Homework

Complete the reading and writing activities below as well as the recommended e-learning activities listed in your pacing document.

Progression



**Reading homework**

Read the instructions on page 98, then complete the assigned tasks. You are welcome to preview the reading content before the lesson.

**Writing homework**  
(50-80 words)

Write an App Store style review for the last app you downloaded for your smartphone.





**Goal:** Getting customer support

### Let's start

- forget a password
- clean a filter
- break a screen
- (appear) an error
- have a signal
- blurry

Use the words in the box to describe the different problems the people below are having with their devices.



**Discussion questions:**

1. What are some technical problems you have experienced?
2. What information do you usually have to give someone when you call for customer support?

### Let's try

Track #67

Listen to the people talking to customer support, then number the correct responses.

- "Did you say 00584 or 00594?"
- "Was that New York or Newark?"
- "So, you want to know how to change the settings, is that correct?"
- "I didn't catch that. Did you say you cracked the screen?"
- "Just to confirm, your freezer is plugged in, right?"

Progression



**Reading homework**

Read the conversation on page 99, then complete the assigned tasks. You are welcome to preview the reading content before the lesson.

### Let's practice

Use the example phrases and the information below to practice getting technical support.

#### Example phrases

**Asking about meaning**

- What does that mean?
- What do you mean by "go into the settings?"

**Confirming spelling**

- How do you spell that?
- Can you spell it out for me?
- Is that sun with a "u?"
- Is that spelled with a "PH" or an "F?"

**Asking for repetition**

- Sorry, could you repeat that?
- I didn't catch the first/middle/last part. Can you say it again, please?

**Confirming information**

- Did you say I need to change the settings?
- So, that's X3L-SGP-889, right?
- So, you mean I need to take it to the store to get it fixed?

Problem	Action
You dropped your new smartphone. Call the customer service center and find out if the repairs are covered under warranty.	Confirm what steps you need to take to get the phone fixed.
You want to pay for something online, but your credit card doesn't work.	Confirm your name, phone number, date of birth and credit card details.
You are unable to connect to the Wi-Fi. You talk to your friend about it, but you don't understand his explanation or advice.	Confirm what you need to do to connect to the Wi-Fi.
Your friend has just given you their new camera and asked you to take a photo for them.	Confirm how to use the camera and what kind of picture they would like you to take.

### Let's speak

Read the information below, then role-play the situation with your partner.

**Situation:**

You are having some problems with a device you bought recently. Call the customer support helpline. Describe the problem and ask for advice. Confirm the information with the staff to make sure you understand how to fix the problem.

### Homework

Complete the reading and writing activities below as well as the recommended e-learning activities listed in your pacing document.

**Writing homework**  
(50-80 words)

Write an email to a company support website about an IT-related problem you are having. Find out how to fix it.

# Milestone Problems at Techzone

**Situation:**

You are a manager in an electronics store. This week you have received some complaints from different customers about their recent purchases. Use the reading, listening, and interview sections to find out about the complaints, then meet with IT support (played by your teacher) and find a solution to each problem.

**Reading:**

Read the website below and answer the questions on the following page.

**Tech Zone**

**Message board**

Subject: Support request  
 Name: Jane Smith  
 Details: Hello, I bought a printer from your store last week. It's an all-in-one laser printer. The model number is LP 521-45. I bought it because I wanted an easy way to print and scan documents. When I got home I connected the printer to my computer like it showed in the instructions, but then when I tried to print something from my computer, I wasn't able to. When I went into my printer settings on the computer, I noticed that the printer wasn't listed there. Can you please tell me what I need to do to get the printer to print?  
 Thank you.

1. What did she buy?
2. What's the model number?
3. Why did she buy it?
4. What's the problem?
5. What does she want?

**Listening:**

Track #68-70

Listen to the three people describe the problems they are having with their recent purchases. Make some notes, then tell your teacher about each problem.

1. Customer #1  
 \_\_\_\_\_  
 \_\_\_\_\_  
 \_\_\_\_\_
2. Customer #2  
 \_\_\_\_\_  
 \_\_\_\_\_  
 \_\_\_\_\_
3. Customer #3  
 \_\_\_\_\_  
 \_\_\_\_\_  
 \_\_\_\_\_

**Interview:**

Your teacher is also having a problem with something they bought from Techzone. Find out what they bought and what the problem is.

\_\_\_\_\_

\_\_\_\_\_

\_\_\_\_\_

\_\_\_\_\_

\_\_\_\_\_

**Task:**

Together with your teacher discuss what the problems with each device are and come up with a solution for each, then role-play calling the customers on the phone and giving them tech support.

**Homework:**

- Write an email to one of the customers explaining how to fix their problem
- Complete the recommended e-learning activities listed in your pacing document.



## Chapter 12

### Shopping

Lesson  
**56**




**Goal:** Describing something you want to buy

**Let's start**

- a watch
- a pair of rain boots
- a smartphone
- a sweater
- a vacuum cleaner
- a projector
- an aquarium
- a fishing pole
- a pair of headphones

Match the words and the pictures, then discuss what each product is used for.



**Let's try**

Tracks #71-73

Listen to the people talk about what they want to buy. Make some notes, then tell your teacher about each person.



**Let's practice**

Use the example phrases and the information below to practice describing things you want to buy.

**Example phrases**

**Stating you want to buy something**

- I want to buy a new vacuum cleaner.
- I'm looking for a nice watch.
- I want to get some new shoes.
- I'm thinking about buying a new smartphone.
- I'm considering getting a new flatscreen TV.

**Describing the key point of what you want to buy**

- I'd like a leather one.
- I'd like a camera with a big zoom.
- I want a jacket that has lots of pockets.
- I'm looking for a fishing pole that you can use to catch deep-sea fish.
- Do you carry scarves made of wool?
- Where can I find a refrigerator with an ice maker?
- Do you have this shirt in a medium?

item	key point #1	key point #2
refrigerator	includes ice maker	440L
TV	4K	70"
smartphone	latest model	over 6" display
jacket	leather	size medium
car	good gas mileage	under 20K
present for my niece	fun	cheap

**Let's speak**

Read the information below, then role-play the situation with your partner.

**Partner 1 situation:**

You've just won the lottery and you'd like to do some shopping. Go into your favorite store. Describe at least three items you want to buy. Listen to the sales staff's recommendations, then buy the products you want.

**Partner 2 situation:**

You are a sales clerk. Your store sells everything. Help the customer find what they are looking for.

**Homework**

Complete the reading and writing activities below as well as the recommended e-learning activities listed in your pacing document.

Progression



**Reading homework**

Read the conversation on page 100, then complete the assigned tasks. You are welcome to preview the reading content before the lesson.

**Writing homework**  
(50-80 words)

Write a Christmas wish list of all the things you want for Christmas this year. Describe the items in as much detail as possible.



**Goal:** Comparing different products

**Let's start**

Match the adjectives to their opposites.

quick <input type="checkbox"/>	<input type="checkbox"/> old-fashioned
cheap <input type="checkbox"/>	<input type="checkbox"/> slow
modern <input type="checkbox"/>	<input type="checkbox"/> unattractive
attractive <input type="checkbox"/>	<input type="checkbox"/> difficult
fashionable <input type="checkbox"/>	<input type="checkbox"/> expensive
popular <input type="checkbox"/>	<input type="checkbox"/> unpopular
reliable <input type="checkbox"/>	<input type="checkbox"/> unfashionable
easy <input type="checkbox"/>	<input type="checkbox"/> unreliable
comfortable <input type="checkbox"/>	<input type="checkbox"/> uncomfortable

**Let's try**

Tracks #74-76

Listen to three shoppers as they compare different products they want to buy. Fill in the table below, then tell your teacher about each item.

	Item #1	Item #2
Bag		
Car		
Phone		

**Let's practice**

Use the example phrases and the information below to practice comparing different products.

**Example phrases**

**Comparing two things**

- This one has a bigger screen.
- This one is cheaper than that one.
- This one doesn't have as much storage as that one.
- This one has more pockets.
- This one is more popular than that one.
- This one is less expensive than that one.
- Between the two, I like this one more.

**Comparing three or more things**

- This phone has the best camera.
- That TV is the worst.
- I like this one the most.
- I like this one the least.
- This one is the cheapest.
- This computer has the most accessories.
- This is the most popular of the four.
- Out of the five cars, this is the best one.

Model	Size	Storage	Camera	Battery	Price
Thor	5.5"	128 gigabytes	18 megapixel	21 hrs	\$599
Raiden	4.7"	128 gigabytes	21 megapixel	14 hrs	\$499
Zeus	5.7"	64 gigabytes	14 megapixel	10 hrs	\$399

**Let's speak**

Read the information below, then role-play the situation with your partner.

**Partner 1 situation:**

You would like to do some shopping today, but you are very picky. Decide what you would like to buy, then go talk to the staff member and tell them what you are thinking about purchasing. Compare the different items available and find the best one for you.

**Partner 2 situation:**

You work at Megastore. Your store sells everything. Help the customer find what they are looking for.

**Homework**

Complete the reading and writing activities below as well as the recommended e-learning activities listed in your pacing document.

Progression



**Reading homework**

Read the article on page 101, then complete the assigned tasks. You are welcome to preview the reading content before the lesson.

**Writing homework**  
(50-80 words)

Write an online review of a product you have purchased. Compare it to other products available.



**Goal:** Trying clothes on

### Let's start

Match the words to their definitions.

comfy <input type="checkbox"/>	<input type="checkbox"/> fitting very close to the body
baggy <input type="checkbox"/>	<input type="checkbox"/> currently popular
fashionable <input type="checkbox"/>	<input type="checkbox"/> having many parts
old-fashioned <input type="checkbox"/>	<input type="checkbox"/> no longer used
snug <input type="checkbox"/>	<input type="checkbox"/> physically comfortable
intricate <input type="checkbox"/>	<input type="checkbox"/> loose fitting
ripped <input type="checkbox"/>	<input type="checkbox"/> very beautiful
versatile <input type="checkbox"/>	<input type="checkbox"/> being torn or split
stunning <input type="checkbox"/>	<input type="checkbox"/> having many uses

**Discussion questions:**

1. What's important for you when buying new clothing?
2. What are some other words you can use to describe clothing?

### Let's try

Tracks #77-79

Listen to each shopper as they try on different clothes. Make some notes, then tell your teacher about each shopper.



\_\_\_\_\_

\_\_\_\_\_

\_\_\_\_\_



\_\_\_\_\_

\_\_\_\_\_

\_\_\_\_\_



\_\_\_\_\_

\_\_\_\_\_

\_\_\_\_\_

Progression



#### Reading homework

Read the conversation on page 102, then complete the assigned tasks. You are welcome to preview the reading content before the lesson.

### Let's practice

Use the example phrases and the information below to practice trying clothes on.

#### Example phrases

##### Saying why you like something

- It's a good fit.
- It feels great.
- It looks good.
- This dress is stunning.
- I like how versatile it is.
- I like how it looks.
- I love the intricate design.
- This is exactly what I wanted.
- This is what I was looking for.

##### Saying why you don't like something

- It's a bit snug.
- It's a little old-fashioned.
- It's way too big.
- It's not a good fit.
- I don't really like the design.
- I don't think it looks good on me.
- I don't think it suits me.

##### Asking about other items

- Do you have it in red?
- Does it come in black?
- Do you have a bigger size?
- Do you have one with a different design?
- Can you show me another one?
- Can I see the other one again?
- What else do you have?

	Item #1	Item #2
jeans	quite snug + too short	good length
shoes	wrong size	good fit
jacket	doesn't suit you	suits you
shirt	sleeves too long + tight neck	exactly what you want
suit	old-fashioned	good design

### Let's speak

Read the information below, then role-play the situation with your partner.

#### Partner 1 situation:

You would like to buy a new outfit. Go up to the staff member and tell them what you are looking for. Compare some different items, then try them on and tell the staff member what you think of each item. Find the items that are right for you, then buy them.

#### Partner 2 situation:

You work at a clothing store. Help the customer find what they are looking for.

### Homework

Complete the reading and writing activities below as well as the recommended e-learning activities listed in your pacing document.

#### Writing homework (50-80 words)

Write about your favorite and least favorite item of clothing you have in your house. Explain why you like or dislike the items.



**Goal:** Getting a discount

**Let's start**

Look at the items below. How much would you usually expect to pay for each one?



**Discussion questions**

1. What are some things you can haggle for in your country?
2. Do you have any good tricks for getting discounts?

**Let's try**

Tracks #80-82

Listen to three customers ask for a discount. Make some notes, then tell your teacher about each customer. Who do you think got the best deal?



\_\_\_\_\_

\_\_\_\_\_

\_\_\_\_\_

\_\_\_\_\_

\_\_\_\_\_

\_\_\_\_\_

Progression



**Reading homework**

Read the article on page 103, then complete the assigned tasks. You are welcome to preview the reading content before the lesson.

**Writing homework**  
(50-80 words)

Write a short guide on how you can get the best price for things when you shop overseas.

**Let's practice**

Use the example phrases and the information below to practice getting a discount.

**Example phrases**

**Pointing out a defect**

- I see it has some scratches on it.
- It's a floor model.

**Asking for a discount**

- Can you discount the price?
- Can you give me a discount?

**Asking for a bigger discount**

- Can you do 25%?
- How about \$300 off?
- Can you discount the price some more?

**Price matching**

- Do you price match? I saw it for \$200 at Target.
- Amazon is selling it for \$30 less.

**Offering terms**

- What if I paid cash?
- Could you discount the price more if I bought two?

**Expressing dissatisfaction**

- Is that your best price?
- I was hoping for 20%.

Item	Price	Discount strategy #1	Discount strategy #2
2nd hand phone	\$200	Point out defect	Ask for a discount
Washing machine	\$1,200	Ask for a discount and a 2nd discount	Express dissatisfaction
Sofa	\$800	Price match	Offer terms

**Let's speak**

Read the information below, then role-play the situation with your partner.

**Partner 1 situation:**

You just moved into a new apartment and would like to buy some new appliances. You would like to buy a big screen TV, washing machine, and fridge, but you only have \$4,000. Try to get a discount.

**Partner 2 situation:**

You work at Megastore. Since you are the manager you can give customers discounts. Below are the recommended retail prices (maximum price for the customer) and the cost prices (minimum price for the customer) of each item.

- TV RRP \$3,200 cost \$2,400
- Fridge RRP \$800 cost \$500
- Washing machine RRP \$500 cost \$300

**Homework**

Complete the reading and writing activities below as well as the recommended e-learning activities listed in your pacing document.

# Milestone

## Personal shopper

### Situation:

You are a personal shopper. You specialize in finding the perfect thing for your customers every time. Use the reading, listening, and interview sections to find out what you need to buy, then go shopping and find the best item for each person.

### Reading:

Read the email from one of your customers, then answer the questions on the following page.

www.RSLCmail.com

Mail Weather Games +

Send

To:

Cc:

Subject: Purchase request

Hello,

I'd like you to buy something for me. It's my nephew's birthday tomorrow, but I haven't had time to buy him any presents.

His name is George. He is 12. He likes video games (I think he has a Nintendo DS), books, cartoons, baseball and regular stuff that kids his age like. The budget is \$200, but if you go a little over it's OK.

Would you be able to find something good? His birthday party starts at 16:00 pm, so if you could deliver it wrapped to my office before 14:00, that would be great.

Thanks

1. What does he want you to buy?
2. What's the budget?
3. What are the requirements?
4. When does he need it by?

### Listening:

Track #83-85

Listen to the three people describe what they want you to buy for them. Make some notes, then tell your teacher about each person.

1. Angela Fisher

---



---



---

2. David Thomas

---



---



---

3. Ruth Snyder

---



---



---

### Interview:

Your teacher would also like to hire you to do some shopping for them. Interview your teacher about what they want you to buy.

---



---



---

### Task:

Make a shopping list, then go shopping and find the perfect item for each person.

#### Make sure to:

- describe what you are looking for
- compare the different items
- ask for a discount
- give your opinion of the different items

### Homework:

- Write about the four items you bought.
- Complete the recommended e-learning activities listed in your pacing document.



## Reading Section

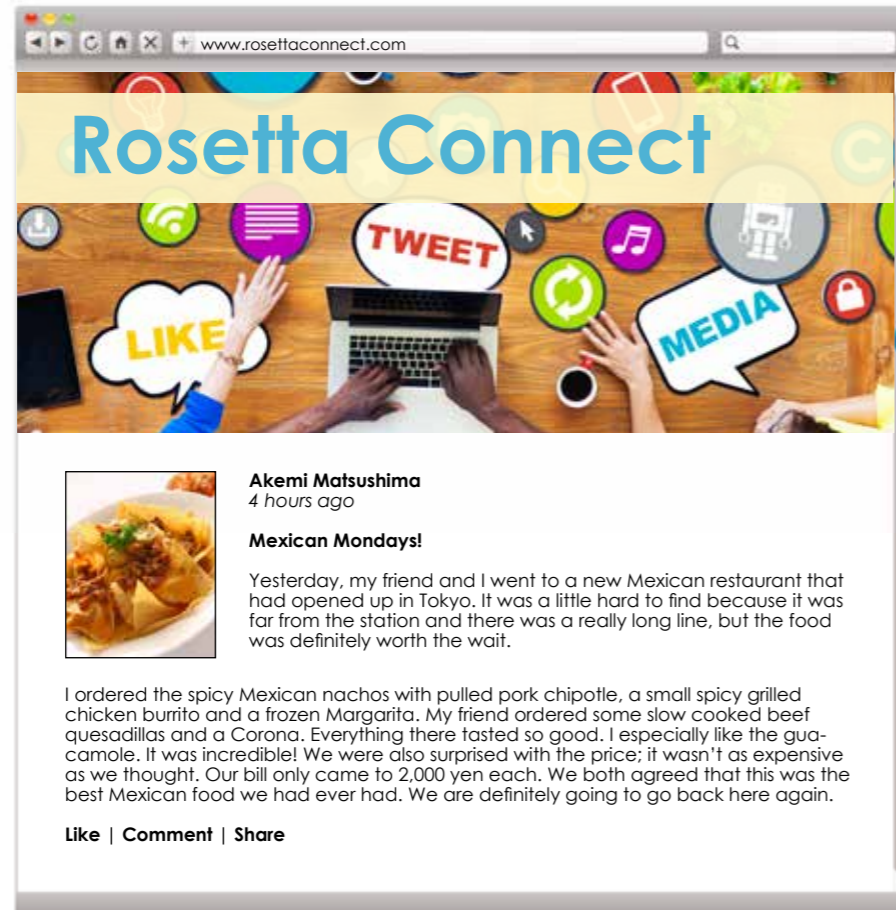
### Chapter 7 - Going out - Lesson 31

#### Reading Interaction

Ordering food in a restaurant  
- Understanding a restaurant review

#### Instructions

Read the website, then answer the questions below.



**Rosetta Connect**

**Akemi Matsushima**  
4 hours ago

**Mexican Mondays!**

Yesterday, my friend and I went to a new Mexican restaurant that had opened up in Tokyo. It was a little hard to find because it was far from the station and there was a really long line, but the food was definitely worth the wait.

I ordered the spicy Mexican nachos with pulled pork chipotle, a small spicy grilled chicken burrito and a frozen Margarita. My friend ordered some slow cooked beef quesadillas and a Corona. Everything there tasted so good. I especially like the guacamole. It was incredible! We were also surprised with the price; it wasn't as expensive as we thought. Our bill only came to 2,000 yen each. We both agreed that this was the best Mexican food we had ever had. We are definitely going to go back here again.

Like | Comment | Share

#### Questions

1. What kind of restaurant did they go to?  
\_\_\_\_\_
2. What drink did Akemi order?  
\_\_\_\_\_
3. Did her friend order a burrito?  
\_\_\_\_\_
4. What did she especially like?  
\_\_\_\_\_
5. How much did her bill come to?  
\_\_\_\_\_
6. Is she going to go back to the restaurant again?  
\_\_\_\_\_

Answers available on page 104.

## Reading Section

### Chapter 7 - Going out - Lesson 32

#### Reading Interaction

Making small talk  
- Understanding a conversation

#### Instructions

Read the conversation, then rewrite it in the correct order.



#### Situation:

Peter is talking with one of his friends.

- Hey, Stacy. How are you?
- Cool. Would you like to go to a bar tonight?
- Sure. How about you? What do you do in your free time?
- I'm good. Did you finish work early?
- I usually go to the bar with my friends.
- I really like reading novels.
- I see. Let's go some other time.
- Yeah. It's a national holiday.
- Great thanks, and you?
- What do you usually do after work?
- Sorry, I'm busy tonight.
- What are you reading at the moment?

#### Correct conversation

1. Hey, Stacy. How are you?
2. \_\_\_\_\_
3. \_\_\_\_\_
4. \_\_\_\_\_
5. \_\_\_\_\_
6. \_\_\_\_\_
7. \_\_\_\_\_
8. \_\_\_\_\_
9. \_\_\_\_\_
10. \_\_\_\_\_
11. \_\_\_\_\_
12. What are you reading at the moment?

Answers available on page 104.

## Reading Section

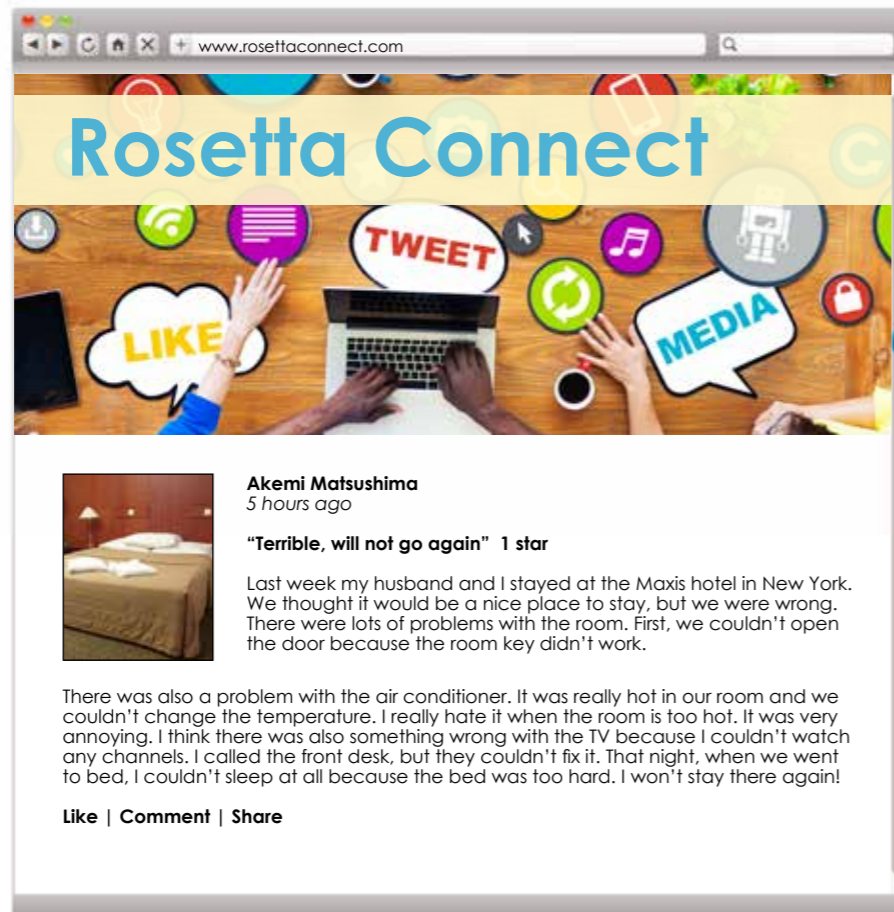
### Chapter 7 - Going out - Lesson 33

#### Reading Interaction

**Making a service complaint**  
- Understanding social media posts

#### Instructions

Read the website, then answer the questions below.



**Rosetta Connect**

**Akemi Matsushima**  
5 hours ago

**"Terrible, will not go again" 1 star**

Last week my husband and I stayed at the Maxis hotel in New York. We thought it would be a nice place to stay, but we were wrong. There were lots of problems with the room. First, we couldn't open the door because the room key didn't work.

There was also a problem with the air conditioner. It was really hot in our room and we couldn't change the temperature. I really hate it when the room is too hot. It was very annoying. I think there was also something wrong with the TV because I couldn't watch any channels. I called the front desk, but they couldn't fix it. That night, when we went to bed, I couldn't sleep at all because the bed was too hard. I won't stay there again!

Like | Comment | Share

#### Questions

1. When did she stay at the hotel?  
\_\_\_\_\_
2. What was wrong with the door?  
\_\_\_\_\_
3. What was wrong with the air conditioner?  
\_\_\_\_\_
4. What was wrong with the TV?  
\_\_\_\_\_
5. What was wrong with the bed?  
\_\_\_\_\_
6. Will she stay at the hotel again?  
\_\_\_\_\_

Answers available on page 105.

## Reading Section

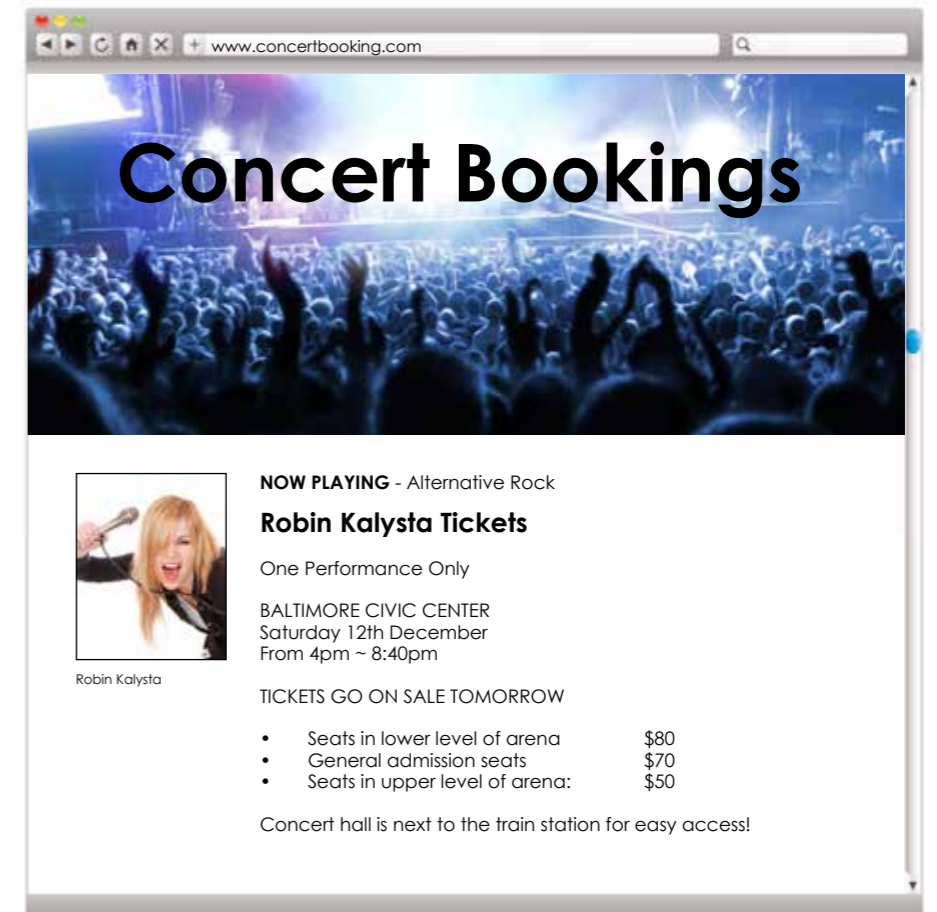
### Chapter 7 - Going out - Lesson 34

#### Reading Interaction

**Describing an event**  
- Understanding an ad for an event

#### Instructions

Read the website and answer the questions below.



**Concert Bookings**

**NOW PLAYING - Alternative Rock**

**Robin Kalysta Tickets**

One Performance Only

BALTIMORE CIVIC CENTER  
Saturday 12th December  
From 4pm ~ 8:40pm

TICKETS GO ON SALE TOMORROW

- Seats in lower level of arena \$80
- General admission seats \$70
- Seats in upper level of arena: \$50

Concert hall is next to the train station for easy access!

#### Questions

1. How many performances is she doing?  
\_\_\_\_\_
2. When is she performing?  
\_\_\_\_\_
3. Where is she performing?  
\_\_\_\_\_
4. Are upper level or lower level seats more expensive?  
\_\_\_\_\_
5. Do general admission seats cost \$50?  
\_\_\_\_\_
6. When do tickets go on sale?  
\_\_\_\_\_

Answers available on page 105.

## Reading Section


### Chapter 8 - Transportation - Lesson 36

#### Reading Interaction

**Giving directions**  
- Understanding written directions

#### Instructions

Read the directions, then answer the questions below.



**Directions from my Apartment to my Parents' House**

First, go out of my apartment. Turn left and go straight two blocks to the 86th Street Subway Station. Get on the 1, 2, or 3 red line trains bound for downtown. Get off the subway at Penn Station. Then, transfer to the Long Island Rail Road bound for Port Washington. Get off at Port Washington. After that, you can take a taxi if it's raining, but if the weather is nice, you can walk.

Go out of the station, turn left and go straight. When you see the deli, turn left and go straight one block. At the first street, turn right. Next, go straight about 10 minutes. When you see the park, turn left and go across the bridge over the small creek. My parents' house is on the left side. It's purple and orange. You can't miss it!

#### Questions

1. Is the subway station to the left or right of her apartment?  
\_\_\_\_\_
2. Where do you need to change trains?  
\_\_\_\_\_
3. What should you do when you see the deli?  
\_\_\_\_\_
4. When you see the park, what should you do?  
\_\_\_\_\_
5. Is her parents' house on the left or right side of the bridge?  
\_\_\_\_\_
6. How will you recognize her parents' house?  
\_\_\_\_\_

Answers available on page 106.

## Reading Section

### Chapter 8 - Transportation - Lesson 37

#### Reading Interaction

**Purchasing a ticket**  
- Understanding a transportation website

#### Instructions

Read the website, then answer the questions below.



**Welcome to EuroRail - Bookings, timetables, fares and offers.**

Departs	Arrives	Duration	Stops	Changes	Fare
08:04	12:42	3 hrs 38	12	0	€108.25
09:05	14:42	4 hrs 47	12	1	€110.00
10:58	17:42	5 hrs 44	16	2	€99.99
12:58	18:42	4 hrs 44	12	1	€108.78
17:01	21:42	3 hrs 35	12	0	€206.20
18:02	23:42	4 hrs 40	12	1	€143.50

**Details:**  
Adult Single to Amsterdam CS  
Date: Friday 4th June  
From: London (St Pancras)  
To: Amsterdam (CS)  
Changing at: Brussels (Zuidstation)  
One-way: Yes

**Additional fees:**

- Cancellation insurance: €5.00
- Buffet breakfast or lunch: €9.99
- Window seat reservation: €5.00

#### Questions

1. What is the destination?  
\_\_\_\_\_
2. Are these prices for one-way or round-trip tickets?  
\_\_\_\_\_
3. What departure time has the cheapest ticket?  
\_\_\_\_\_
4. How long is the shortest journey?  
\_\_\_\_\_
5. How many stops are there for the 10:58 train?  
\_\_\_\_\_
6. How much is cancellation insurance?  
\_\_\_\_\_

Answers available on page 106.

## Reading Section

### Chapter 8 - Transportation - Lesson 38

#### Reading Interaction

Going through the airport  
- Understanding a conversation

#### Instructions

Read the conversation, then rewrite it in the correct order.



#### Situation:

A passenger wants to check in for their flight, but the self check-in machine isn't working.

- Hello. The self check-in machine doesn't seem to be working.
- Window, please.
- Can I see your ticket and passport, please?
- No, I just have this carry-on.
- OK. Great. Here's your boarding pass. You're on flight AB373. It will be leaving in two hours from gate 34. Please be at the gate at least 30 minutes before take off.
- Here you are.
- Would you like a window seat or an aisle seat?
- I see. We will have someone take a look at it right away. In the meantime, I can do a manual check in if you like.
- Will you be checking any luggage today?
- That would be great.
- Thank you.

#### Questions

1. Hello. The self-check in machine doesn't seem to be working.
2. \_\_\_\_\_
3. \_\_\_\_\_
4. \_\_\_\_\_
5. \_\_\_\_\_
6. \_\_\_\_\_
7. \_\_\_\_\_
8. \_\_\_\_\_
9. \_\_\_\_\_
10. \_\_\_\_\_
11. Thank you.

Answers available on page 107.

## Reading Section

### Chapter 8 - Transportation - Lesson 39

#### Reading Interaction

Planning your commute  
- Understanding notices

#### Instructions

Read the website, then answer the questions below.

**Roadwork**  
Improving our roads

#### ROAD WORK NOTICE

Interstate 270 will be closed between Lilac Avenue and Manchester Road for 3 weeks.

Please use either Park Road or Victoria Avenue as an alternative route, but do expect long delays.

Bus service will be increased at the Forest Park bus terminal. Train service along the highway will not change, but trains at the Manchester Road Station will be re-routed to the Downtown area.

Temporary taxi stands can be found at Lilac Avenue and Manchester Road. This should be more convenient than hailing taxis.

If you have any questions about roadwork in your area, please call us. Our phone number is 555 2456 222.

#### Questions

1. How long will Interstate 270 be closed?  
\_\_\_\_\_
2. What alternative routes does the notice suggest?  
\_\_\_\_\_
3. Will train service along the highway change?  
\_\_\_\_\_
4. Will bus service be decreased?  
\_\_\_\_\_
5. Where can you take a taxi from?  
\_\_\_\_\_
6. What should you do if you have any questions about road work?  
\_\_\_\_\_

Answers available on page 107.

## Reading Section

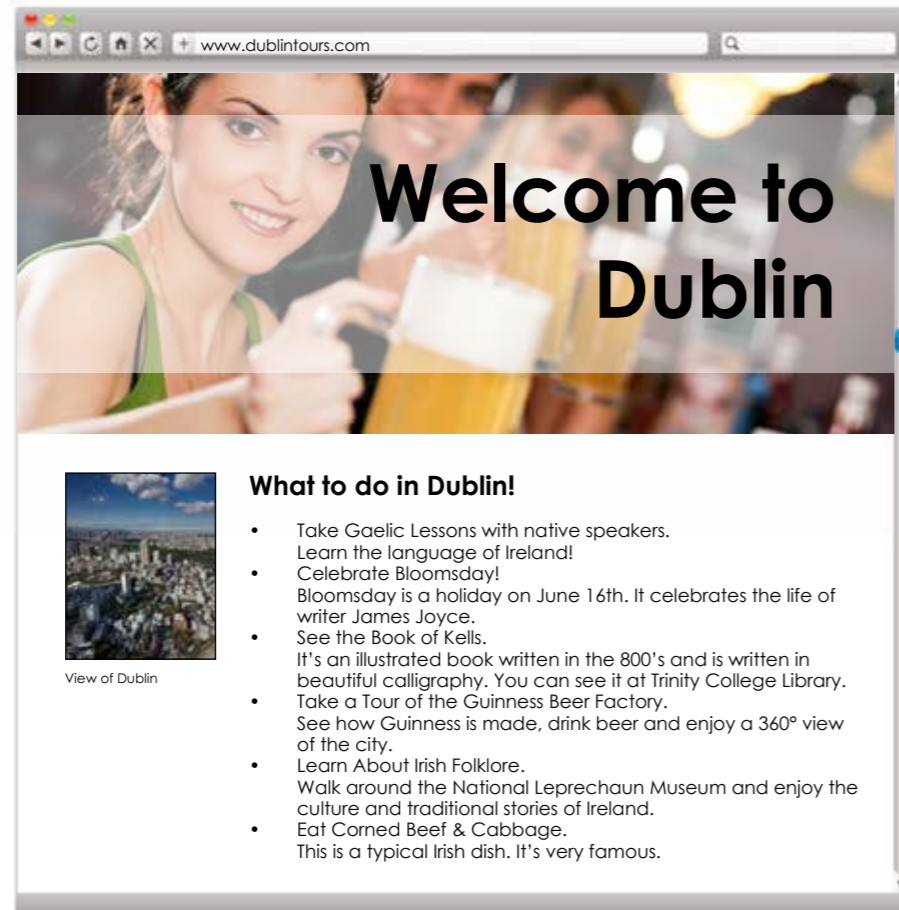
### Chapter 9 - My country - Lesson 41

#### Reading Interaction

Describing cultural activities  
- Understanding ads

#### Instructions

Read the website, then answer the questions below.



The screenshot shows a website for Dublin tours. The main heading is "Welcome to Dublin" over a photo of a woman holding a glass of beer. Below this is a section titled "What to do in Dublin!" with a small image of the city and a list of activities:

- Take Gaelic Lessons with native speakers. Learn the language of Ireland!
- Celebrate Bloomsday! Bloomsday is a holiday on June 16th. It celebrates the life of writer James Joyce.
- See the Book of Kells. It's an illustrated book written in the 800's and is written in beautiful calligraphy. You can see it at Trinity College Library.
- Take a Tour of the Guinness Beer Factory. See how Guinness is made, drink beer and enjoy a 360° view of the city.
- Learn About Irish Folklore. Walk around the National Leprechaun Museum and enjoy the culture and traditional stories of Ireland.
- Eat Corned Beef & Cabbage. This is a typical Irish dish. It's very famous.

#### Questions

1. What is the name of the museum?

---

2. When is Bloomsday?

---

3. What is the Irish language called?

---

4. What is a famous Irish dish?

---

5. What can you do at the Guinness Factory?

---

6. When was the *Book of Kells* written?

---

Answers available on page 108.

## Reading Section

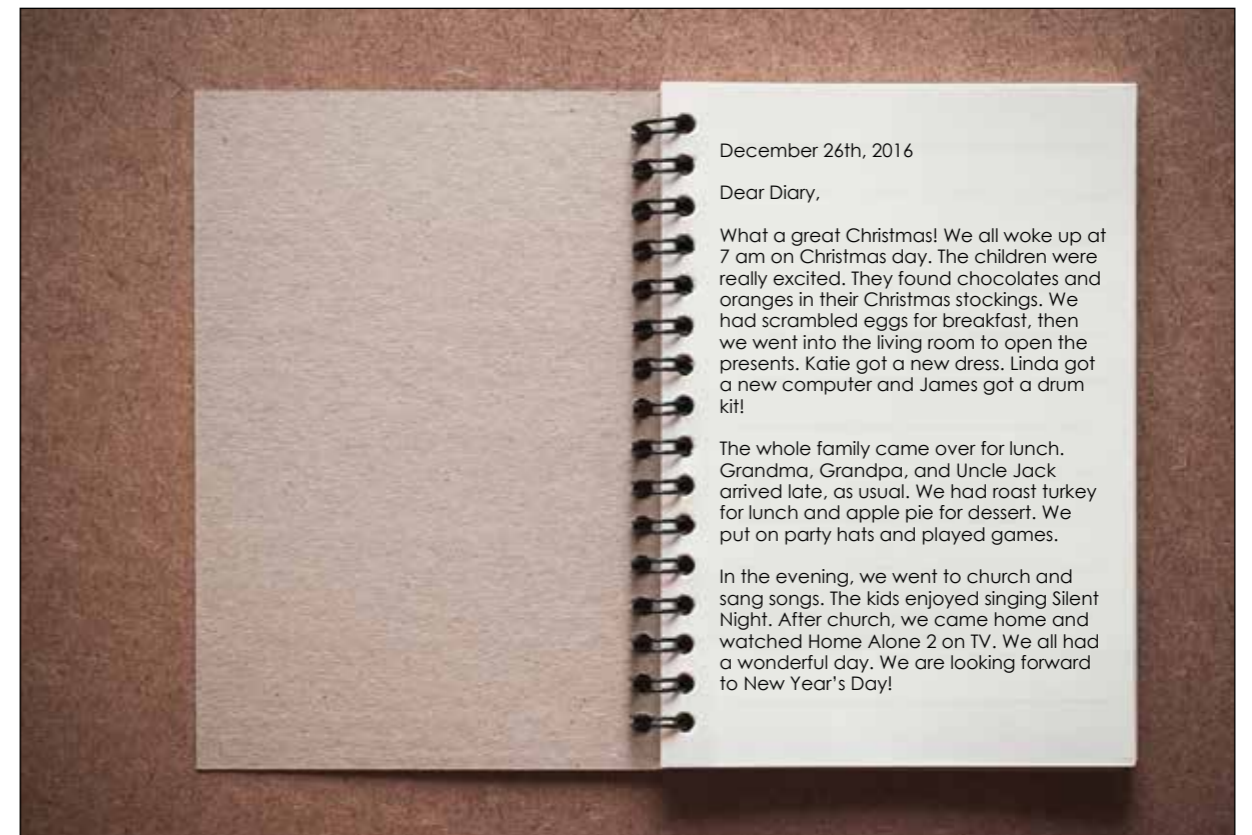
### Chapter 9 - My country - Lesson 42

#### Reading Interaction

Describing important cultural days  
- Understanding a diary entry

#### Instructions

Read the diary, then answer the questions below.



The diary entry is dated December 26th, 2016. It describes a Christmas day with family, including waking up at 7 am, opening presents, having lunch with grandparents and Uncle Jack, and going to church to sing Silent Night. The entry concludes with watching Home Alone 2 on TV and looking forward to New Year's Day.

#### Questions

1. What did the children find in their stockings?

---

2. What present did James get for Christmas?

---

3. What did they have for lunch?

---

4. Did the whole family come over for lunch?

---

5. What did the children enjoy singing?

---

6. Did they watch *Home Alone 3* on TV?

---

Answers available on page 108.

## Reading Section

### Chapter 9 - My country - Lesson 43

#### Reading Interaction

Describing animals in your country  
- Understanding a notice

#### Instructions

Read the notice, then answer the T/F questions below.



Have you seen this cat?

PET NAME: Fluffy  
TYPE OF ANIMAL: Cat  
LAST SEEN: In the garden  
IF FOUND PLEASE CONTACT: 555-2468-984

Please help! I have lost my pet. His name is Fluffy. He has white fur with black stripes. He has long ears and big yellow eyes. Fluffy lives in my house. He eats mice and drinks milk. Fluffy looks kind of like a zebra because of his stripes. He has sharp claws, so be careful! He likes to climb trees and sleep under cars. He has a small cut on his front right paw. If you see my cat please call me!

**Reward \$500**

#### Questions

1. The cat's name is Ruby. T/F
2. He has black and white fins. T/F
3. He has yellow stripes. T/F
4. The cat looks like a zebra, because of his stripes. T/F
5. He has sharp claws. T/F
6. He has a cut on his rear left paw. T/F

Answers available on page 109.

## Reading Section

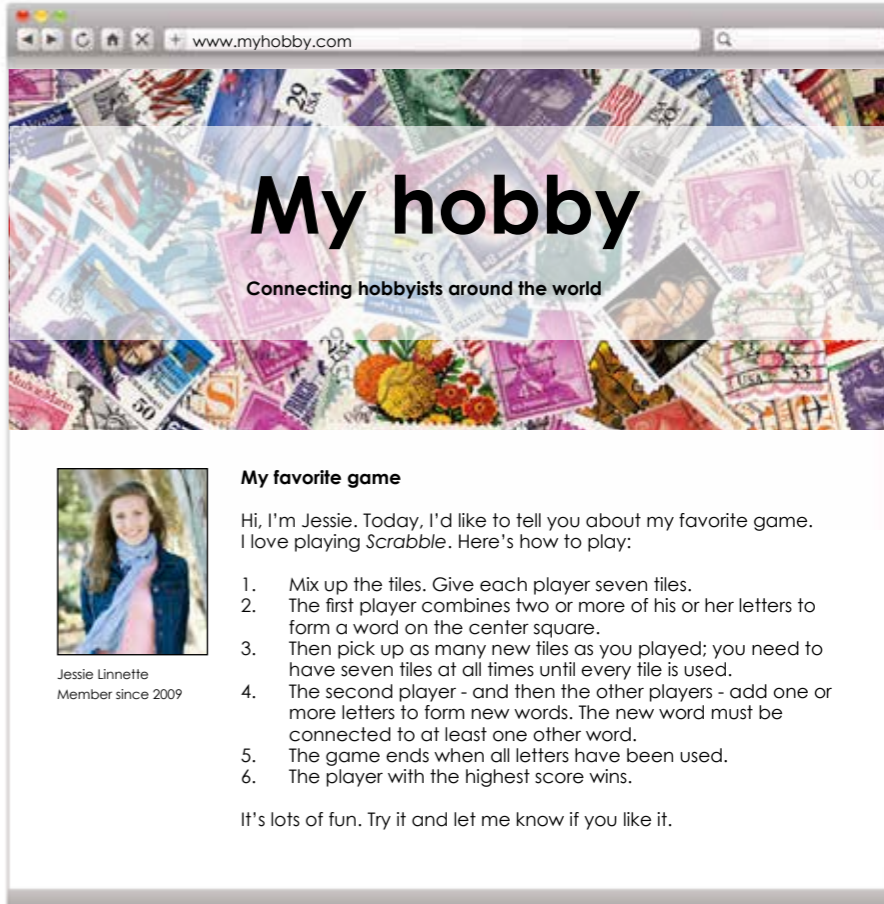
### Chapter 9 - My country - Lesson 44

#### Reading Interaction

Describing how to play a game  
- Understanding instructions

#### Instructions

Read the website, then answer the questions below.



My hobby  
Connecting hobbyists around the world

**My favorite game**

Hi, I'm Jessie. Today, I'd like to tell you about my favorite game. I love playing Scrabble. Here's how to play:

1. Mix up the tiles. Give each player seven tiles.
2. The first player combines two or more of his or her letters to form a word on the center square.
3. Then pick up as many new tiles as you played; you need to have seven tiles at all times until every tile is used.
4. The second player - and then the other players - add one or more letters to form new words. The new word must be connected to at least one other word.
5. The game ends when all letters have been used.
6. The player with the highest score wins.

It's lots of fun. Try it and let me know if you like it.

#### Questions

1. What is the name of the game?  
\_\_\_\_\_
2. How many tiles must each player have at all times?  
\_\_\_\_\_
3. What square must the first word be on?  
\_\_\_\_\_
4. When does the game end?  
\_\_\_\_\_
5. What must each word be connected to?  
\_\_\_\_\_
6. Who wins the game?  
\_\_\_\_\_

Answers available on page 109.

## Reading Section

### Chapter 10 - Health - Lesson 46

#### Reading Interaction

Describing a medical problem  
- Understanding email

#### Instructions

Read the email, then choose the correct answers to the questions.

The screenshot shows a web browser window with the address bar at www.RSLCmail.com. There are three tabs open: Mail, Weather, and Games. The email content is as follows:

Send

To: \_\_\_\_\_  
Cc: \_\_\_\_\_  
Subject: \_\_\_\_\_

Dear Dr. Smith,

I am writing this email to ask about your services.

I had an accident yesterday and I'm still in pain today. I fell down the stairs and hurt my back. There is a big bruise on my back and a cut on my head. It hurts when I sit down and stand up. My neck is also very sore and I have a really bad headache. I think that I may have broken something.

I am going on vacation next week so I need your help!

Would it be possible to schedule an appointment for tonight or tomorrow morning?

I look forward to hearing from you.

Yours sincerely,  
Jane Abrams

#### Questions

1. Who was the email sent to?  
a doctor / a teacher / a lawyer
2. When did Jane have the accident?  
today / this morning / yesterday
3. What did Jane hurt?  
her teeth / her legs / her back
4. Where is the cut?  
on her head / on her back / on her neck
5. Where is a big bruise?  
on her back / on her neck / on her head
6. When is Jane going on vacation?  
tomorrow / today / next week

Answers available on page 110.

## Reading Section

### Chapter 10 - Health - Lesson 47

#### Reading Interaction

Making a doctor's appointment  
- Understanding forms

#### Instructions

Read the form, then answer the questions below.

The screenshot shows a clipboard with a form titled "APPOINTMENT FORM". The form contains the following information:

Today's Date: 12/8  
First Name: Simon  
Last Name: Smith  
Date of birth: 8/5/84

Is this your first time at our clinic? Y x N

Symptoms:  
headaches, back pain, sore shoulders  
fatigue - I feel tired every day  
high fever - 39 degrees, bad cough with phlegm

When did the symptoms begin?  
About two weeks ago

Are you taking any medication? Y x N   
If so, what medicine are you taking?  
Heart medicine

Do you have any allergies? Y x N   
If so, what are your allergies?  
pollen, nuts, shellfish

Insurance: Y  N x

#### Questions

1. Is this his first visit to this clinic?  
\_\_\_\_\_
2. Does he have a high fever?  
\_\_\_\_\_
3. When did the symptoms start?  
\_\_\_\_\_
4. What is he taking medicine for?  
\_\_\_\_\_
5. What is he allergic to?  
\_\_\_\_\_
6. Does he have insurance?  
\_\_\_\_\_

Answers available on page 110.

## Reading Section

### Chapter 10 - Health - Lesson 48

#### Reading Interaction

Explaining a diagnosis  
- Understanding notices

#### Instructions

Read the notice, then answer the T/F questions below.



# Get your flu shot

Do you have Influenza?

Symptoms include:

- Cough
- Headache
- Tiredness
- Fever
- Runny nose

If you have any of these symptoms you should stay in bed and rest as much as possible. Clean your hands often and refrain from touching your eyes and mouth. Please think of others too; cover your mouth when you sneeze or cough so that other people don't get infected. Influenza is caused by germs. We recommend you wear a mask.

Decrease your chances of getting sick this year by getting a flu shot. Please talk to your doctor and see if a flu shot is right for you.

#### Questions

1. There is only one symptom of influenza. T/F
2. A bruise is a symptom of influenza. T/F
3. A cough and a fever are symptoms of influenza. T/F
4. If you don't want to get the flu, you shouldn't touch your eyes. T/F
5. Influenza is caused by drinking alcohol. T/F
6. Getting a flu shot will increase your chances of getting sick. T/F

Answers available on page 111.

## Reading Section

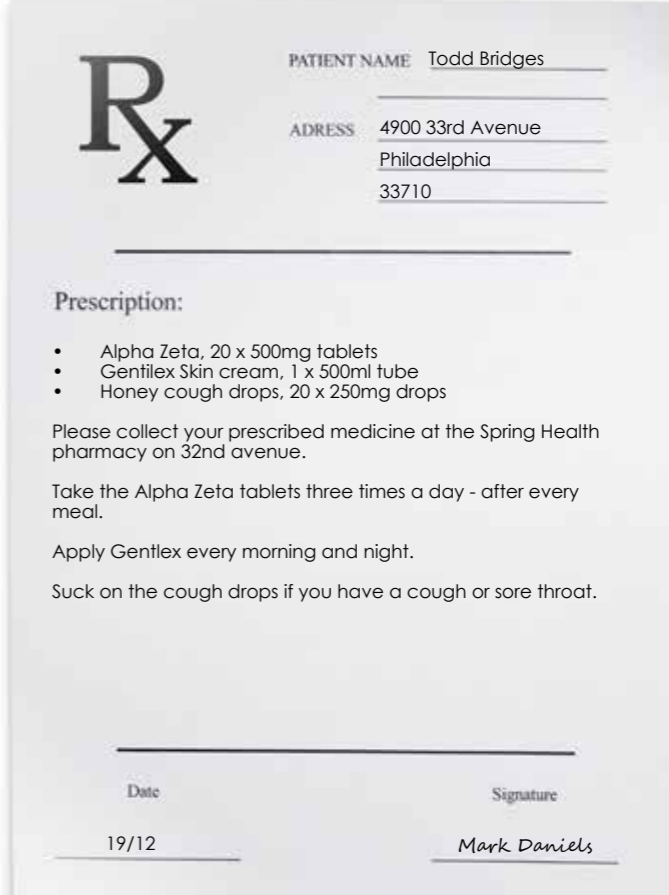
### Chapter 10 - Health - Lesson 49

#### Reading Interaction

Explaining treatment  
- Understanding prescriptions

#### Instructions

Read the prescriptions, then answer the questions below.



**Rx**

PATIENT NAME: Todd Bridges

ADDRESS: 4900 33rd Avenue  
Philadelphia  
33710

Prescription:

- Alpha Zeta, 20 x 500mg tablets
- Gentilex Skin cream, 1 x 500ml tube
- Honey cough drops, 20 x 250mg drops

Please collect your prescribed medicine at the Spring Health pharmacy on 32nd avenue.

Take the Alpha Zeta tablets three times a day - after every meal.

Apply Gentilex every morning and night.

Suck on the cough drops if you have a cough or sore throat.

Date: 19/12 Signature: Mark Daniels

#### Questions

1. Did the doctor prescribe four different medicines?  
\_\_\_\_\_
2. How many Alpha Zeta tablets did the doctor prescribe?  
\_\_\_\_\_
3. Where can he collect his medicine?  
\_\_\_\_\_
4. How often should he take his tablets?  
\_\_\_\_\_
5. When should he suck on the cough drops?  
\_\_\_\_\_
6. When should he apply the cream?  
\_\_\_\_\_

Answers available on page 111.



## Reading Section

### Chapter 11 - Technology - Lesson 51

#### Reading Interaction

#### Describing a product

- Understanding a product description

#### Instructions

Read the website, then answer the questions below.



The screenshot shows a web browser window with the URL www.transportme.com. The main image is a sleek, white, futuristic car-boat with a large rear spoiler. The text 'Transport ME' is overlaid on the image. Below the image, there is a section titled 'Introducing the Aqua!' with a small image of the car-boat. The text describes the car-boat's features, including its 3L V6 engine, speed capabilities, and special metal body. A 'Summer sale! ONLY \$85,000' is mentioned. The text concludes with 'Come and take the Aqua for a test drive today!'.

#### Questions

1. What is the ad selling?

\_\_\_\_\_

2. How much is the Aqua?

\_\_\_\_\_

3. What kind of engine does it have?

\_\_\_\_\_

4. How fast can it go on land?

\_\_\_\_\_

5. What is the car made of?

\_\_\_\_\_

6. What are the seats made of?

\_\_\_\_\_

Answers available on page 112.

## Reading Section

### Chapter 11 - Technology - Lesson 52

#### Reading Interaction

#### Explaining how to use a device

- Understanding instructions

#### Instructions

Read the instruction manual, then answer the questions below.



The screenshot shows a web browser window with the URL www.cameraguides.com. The main image is a DSLR camera with a lens attached. The text 'Camera Guides' is overlaid on the image. Below the image, there is a section titled 'DSLR - User guide' with a sub-section 'Page 21 - How to focus'. The text explains how to set the focus and exposure, and how to change the focus point. It also mentions that the camera needs to be at least 30 cm away from an object to focus on it.

#### Questions

1. How do you set the focus and exposure?

\_\_\_\_\_

2. If the camera is able to focus, how many beeps will you hear?

\_\_\_\_\_

3. If the camera isn't able to focus, how many beeps will you hear?

\_\_\_\_\_

4. How can you change the focus point?

\_\_\_\_\_

5. What should you do if the camera isn't able to focus?

\_\_\_\_\_

6. How far away from an object does the camera need to be?

\_\_\_\_\_

Answers available on page 112.

## Reading Section

### Chapter 11 - Technology - Lesson 53

#### Reading Interaction

**Describing software**  
- Understanding instructions

#### Instructions

Read the website, then answer the questions below.



**Rosetta Connect**

**How to use Rosetta Connect**

Many people use Rosetta Connect to share their thoughts, photos, and links with their friends. You can choose specific privacy options for everything you post.

At the top of the page, you can see two tabs above the empty text field. To update your status, click the update status button. To add photos, click the add photos/video tab.

**Update your status.**  
Just write your thoughts or paste a link into the text field where it says "What's on your mind?" You can add an emoticon by pressing the smiley face icon. You can tag your friends by clicking the silhouette button. You can check into your location by clicking the map pin.

**Add photos/videos from your computer.**  
Click the square with the + sign, to upload pictures from your PC.

**Privacy.**  
To adjust privacy settings for anything you post just click the privacy setting button. Select who you want to be able to view something and click the save settings button.

#### Questions

1. What do people often share on Rosetta Connect?  
\_\_\_\_\_
2. What button do you press to upload pictures from your PC?  
\_\_\_\_\_
3. What button do you press to add an emoticon?  
\_\_\_\_\_
4. What button do you press to tag your friends?  
\_\_\_\_\_
5. What button do you press to check into a location?  
\_\_\_\_\_
6. What button do you press to adjust your privacy settings?  
\_\_\_\_\_

Answers available on page 113.

## Reading Section

### Chapter 11 - Technology - Lesson 54

#### Reading Interaction

**Getting customer support**  
- Understanding a conversation

#### Instructions

Read the conversation, then rewrite it in the correct order.



#### Situation:

A student would like to know how to log into Rosetta Stone Advantage.

- I'm not quite clear about how to log into the e-learning.
- Thank you very much.
- So just to confirm, I just need to go to sm.lessonyoyaku.com, log in, then press the Rosetta Stone icon, right?
- That's right.
- Then, click on the Rosetta Stone icon.
- OK, first, turn on your Laptop or PC, open the internet browser. Then type in "sm.lessonyoyaku.com"
- I'm sorry, can you spell that for me?
- Yes, that's correct. After that, just choose what you want to study and take the placement test.
- Sure. L-E-S-S-O-N-Y-O-Y-A-K-U dot com.
- Great. Thanks.
- That's the blue button, right?
- You're welcome.

#### Questions

1. I'm not quite clear about how to log into the e-learning.
2. \_\_\_\_\_
3. \_\_\_\_\_
4. \_\_\_\_\_
5. \_\_\_\_\_
6. \_\_\_\_\_
7. \_\_\_\_\_
8. \_\_\_\_\_
9. \_\_\_\_\_
10. \_\_\_\_\_
11. \_\_\_\_\_
12. You're welcome.

Answers available on page 113.

## Reading Section

### Chapter 12 - Shopping - Lesson 56

#### Reading Interaction

Describing something you want to buy  
- Understanding a conversation

#### Instructions

Read the conversation, then rewrite it in the correct order.



#### Situation:

A customer is looking for a new bed and mattress.

- Hi. Welcome to Fred's furniture. Can I give you a hand looking for something?
- Great. And which frame do you like?
- They all feel great, but I think this one feels the best. Plus, it's in my price range.
- Let me show you what we have. These are our queen size frames and these our queen size mattresses. The mattresses will fit any frame. You are welcome to try them out.
- OK. What kind of bed would you like? We have many different kinds available. We have single beds, double beds, queen and king size beds.
- Yeah. I'm thinking about getting a new bed.
- I want a queen size bed that is soft but has good back support.
- I like this brown one here. It's simple and I think it will go well with the furniture in my room.

#### Correct Conversation

1. Hi. Welcome to Fred's Furniture. Can I give you a hand with something?
2. \_\_\_\_\_
3. \_\_\_\_\_
4. \_\_\_\_\_
5. \_\_\_\_\_
6. \_\_\_\_\_
7. \_\_\_\_\_
8. I like this brown one here. It's simple and I think it will go well with the furniture in my room.

Answers available on page 114.

## Reading Section

### Chapter 12 - Shopping - Lesson 57

#### Reading Interaction

Comparing different products  
- Understanding a product comparison

#### Instructions

Read the article, then answer the questions below.

A screenshot of a web browser showing a website titled "PC Radar". The browser address bar shows "www.PCradar.com". The main content area features a large heading "PC Radar" over a background image of a computer desk. Below the heading, there is a "Product preview" section with the sub-heading "Which new device will win this year's tablet battle?". It includes two columns of text comparing two tablet models: the RosettaTech's Table Pro 6 and the Metrosoft's Zenith 8.0. The Zenith 8.0 is highlighted with a small image and the caption "Metrosoft's Zenith 8.0".

#### Questions

1. When will the devices be released?  
\_\_\_\_\_
2. Which tablet will be more stylish?  
\_\_\_\_\_
3. Which one has better battery life?  
\_\_\_\_\_
4. Which one has a bigger screen?  
\_\_\_\_\_
5. Does the Table Pro 6 weigh more than the Zenith 8.0?  
\_\_\_\_\_
6. How much is the Zenith 8.0 expected to cost?  
\_\_\_\_\_

Answers available on page 114.

## Reading Section

### Chapter 12 - Shopping - Lesson 58

#### Reading Interaction

Trying clothes on  
- Understanding a conversation

#### Instructions

Read the conversation and rewrite it in the correct order.



#### Situation:

A woman is shopping and wants to try on some clothes.

- Hello. Can I give you a hand with anything?
- One moment. Let me check. Here you are.
- So, what do you think?
- Can I try them on?
- Ah, these are a much better fit. I can't see the price, though. How much are they?
- Thank you.
- Yeah. I really like these pants. Do you have them available in black?
- They are on sale for \$48.
- I like the color and the design, but they're a little snug. Can I try one on the next size up?
- Sure. Here you are.
- Sure thing. The fitting rooms are just over there by the elevator.
- OK. I'll take them.

#### Correct Conversation

1. Hello. Can I give you a hand with anything?
2. \_\_\_\_\_
3. \_\_\_\_\_
4. \_\_\_\_\_
5. \_\_\_\_\_
6. \_\_\_\_\_
7. \_\_\_\_\_
8. \_\_\_\_\_
9. \_\_\_\_\_
10. \_\_\_\_\_
11. \_\_\_\_\_
12. OK. I'll take them.

Answers available on page 115.

## Reading Section

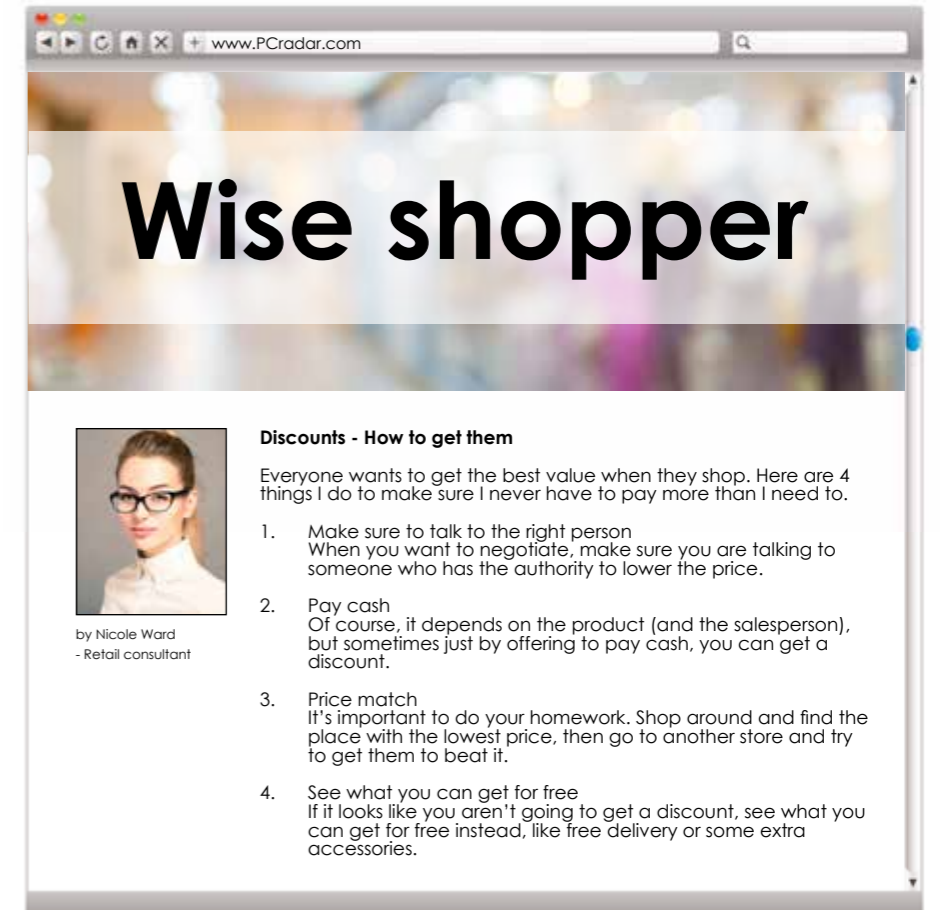
### Chapter 12 - Shopping - Lesson 59

#### Reading Interaction

Getting a discount  
- Understanding an article

#### Instructions

Read the website, then answer the questions below.



#### Questions

1. What is her job?  
\_\_\_\_\_
2. How many tips does she give?  
\_\_\_\_\_
3. Why is it important to talk to the right person?  
\_\_\_\_\_
4. Will you always get a discount if you offer to pay cash?  
\_\_\_\_\_
5. What does she suggest you do before you ask a store to price match?  
\_\_\_\_\_
6. What's an example of something you can get for free?  
\_\_\_\_\_

Answers available on page 115.

# ANSWER QUESTIONS

## Reading Section Answers

### Lesson 31

1. What kind of restaurant did they go to?  
They went to a Mexican restaurant.
2. What drink did Akemi order?  
She ordered a frozen Margarita.
3. Did her friend order a burrito?  
No, she didn't.
4. What did she especially like?  
She especially liked the guacamole.
5. How much did her bill come to?  
It came to 2,000 yen.
6. Is she going to go back to the restaurant again?  
Yes, she is.

### Lesson 32

1. Hey, Stacy. How are you?
2. Great thanks, and you?
3. I'm good. Did you finish work early?
4. Yeah. It's a national holiday.
5. What do you usually do after work?
6. I usually go to the bar with my friends.
7. Cool. Would you like to go to a bar tonight?
8. Sorry, I'm busy tonight.
9. I see. Let's go some other time.
10. Sure. How about you? What do you do in your free time?
11. I really like reading novels.
12. What are you reading at the moment?

### Lesson 33

1. When did she stay at the hotel?  
She stayed at the hotel last week.
2. What was wrong with the door?  
She couldn't open the door because the room key didn't work.
3. What was wrong with the air conditioner?  
She couldn't change the temperature.
4. What was wrong with the TV?  
She couldn't watch any channels.
5. What was wrong with the bed?  
It was too hard.
6. Will she stay at the hotel again?  
No, she won't.

### Lesson 34

1. How many performances is she doing?  
She is doing one performance.
2. When is she performing?  
She is performing on Saturday the 12th of December From 4 pm ~ 8:40 pm.
3. Where is she performing?  
She is performing at the Baltimore Civic Center.
4. Are upper level or lower level seats more expensive?  
Lower level seats are more expensive.
5. Do general admission seats cost \$50?  
No, they don't. They cost \$70.
6. When do tickets go on sale?  
They go on sale tomorrow.

# ANSWER QUESTIONS

## Reading Section Answers

### Lesson 36

1. Is the subway station to the left or right of her apartment?  
The station is on the left side.
2. Where do you need to change trains?  
You need to change trains at Penn Station.
3. What should you do when you see the deli?  
When you see the deli, turn left and go straight one block.
4. When you see the park, what should you do?  
When you see the park, turn left and go across the bridge.
5. Is her parents' house on the left or right side of the bridge?  
Her parents' house is on the left side of the bridge.
6. How will you recognize her parents' house?  
It's purple and orange.

### Lesson 37

1. What is the destination?  
The destination is Amsterdam.
2. Are these prices for one-way or round-trip tickets?  
These prices are for one-way tickets.
3. What departure time has the cheapest ticket?  
The 10:58 departure time has the cheapest tickets.
4. How long is the shortest journey?  
The shortest journey is 3 hrs 38 mins.
5. How many stops are there for the 10:58 train?  
There are 16 stops.
6. How much is cancellation insurance?  
It's €5.00.

### Lesson 38

1. Hello. The self check-in machine doesn't seem to be working.
2. I see. We will have someone take a look at it right away. In the meantime, I can do a manual check in if you like.
3. That would be great.
4. Can I see your ticket and passport, please?
5. Here you are.
6. Would you like a window seat or an aisle seat?
7. Window, please.
8. Will you be checking any luggage today?
9. No, I just have this carry-on.
10. OK. Great. Here's your boarding pass. You're on flight AB373. It will be leaving in two hours from gate 34. Please be at the gate at least 30 minutes before take off.
11. Thank you.

### Lesson 39

1. How long will Interstate 270 be closed?  
It will be closed for three weeks.
2. What alternative routes does the notice suggest?  
It suggests using either Park Road or Victoria Avenue.
3. Will train service along the highway change?  
No, it won't.
4. Will bus service be decreased?  
No, it won't. It will be increased.
5. Where can you take a taxi from?  
You can take a taxi from Lilac Avenue and Manchester Road.
6. What should you do if you have any questions about road work?  
You should call them.

# ANSWER QUESTIONS

## Reading Section Answers

### Lesson 41

1. What is the name of the museum?  
The name of the museum is the National Leprechaun Museum.
2. When is Bloomsday?  
It's on June 16th.
3. What is the Irish language called?  
It's called Gaelic.
4. What is a famous Irish dish?  
Corned Beef & Cabbage is a famous Irish dish.
5. What can you do at the Guinness Factory?  
You can see how Guinness is made, drink beer and enjoy a 360° view of the city.
6. When was the Book of Kells written?  
It was written in the 800's.

### Lesson 42

1. What did the children find in their stockings?  
They found chocolates and oranges in their Christmas stockings.
2. What present did James get for Christmas?  
He got a drum kit.
3. What did they have for lunch?  
They had roast turkey and apple pie.
4. Did the whole family come over for lunch?  
Yes, they did.
5. What did the children enjoy singing?  
They enjoyed singing Silent Night.
6. Did they watch *Home Alone 3* on TV?  
No, they didn't. They watched *Home Alone 2*.

### Lesson 43

1. The cat's name is Ruby.  
False.
2. He has black and white fins.  
False.
3. He has yellow stripes.  
False.
4. The cat looks like a zebra, because of his stripes.  
True.
5. He has sharp claws.  
False.
6. He has a cut on his rear left paw.  
False.

### Lesson 44

1. What is the name of the game?  
The name of the game is *Scrabble*.
2. How many tiles must each player have at all times?  
Each player must have seven tiles at all times.
3. What square must the first word be on?  
The first word must be on the center square.
4. When does the game end?  
The game ends when all the letters have been used.
5. What must each word be connected to?  
Each word must be connected to at least one other word.
6. Who wins the game?  
The person with the highest score wins.

# ANSWER QUESTIONS

## Reading Section Answers

### Lesson 46

1. Who was the email sent to?  
a doctor / a teacher / a lawyer
2. When did Jane have the accident?  
today / this morning / yesterday
3. What did Jane hurt?  
her teeth / her legs / her back
4. Where is the cut?  
on her head / on her back / on her neck
5. Where is a big bruise?  
on her back / on her neck / on her head
6. When is Jane going on vacation?  
tomorrow / today / next week

### Lesson 47

1. Is this his first visit to this clinic?  
Yes, it is.
2. Does he have a high fever?  
Yes, he does.
3. When did the symptoms start?  
They started about two weeks ago.
4. What is he taking medicine for?  
He is taking medicine for his heart.
5. What is he allergic to?  
He is allergic to pollen, nuts, and shellfish
6. Does he have insurance?  
No, he doesn't.

### Lesson 48

1. There is only one symptom of influenza. False
2. A bruise is a symptom of influenza. False
3. A cough and a fever are symptoms of influenza. True
4. If you don't want to get influenza, you shouldn't touch your eyes. True
5. Influenza is caused by drinking alcohol. False
6. Getting a flu shot will increase your chances of getting sick. False

### Lesson 49

1. Did the doctor prescribe four different medicines?  
No, he didn't.
2. How many Alpha Zeta tablets did the doctor prescribe?  
He prescribed 20 Alpha Zeta tablets.
3. Where can he collect his medicine?  
He can collect his medicine from the Spring Health pharmacy on 32nd avenue.
4. How often should he take his tablets?  
He should take his tablets three times a day - after every meal.
5. When should he suck on the honey cough drops?  
He should suck on the honey cough drops when he has a cough or a sore throat.
6. When should he apply the cream?  
He should apply the cream every morning and night.



# ANSWER QUESTIONS

## Reading Section Answers

### Lesson 51

1. What is the ad selling?  
It is selling a car-boat called the Aqua.
2. How much is the Aqua?  
It is \$85,000.
3. What kind of engine does it have?  
It has a 3L V6 engine.
4. How fast can it go on land?  
It can go 160 kilometers per hour on land.
5. What is the car made of?  
It is made of a special metal.
6. What are the seats made of?  
They are made of a high-quality leather.

### Lesson 52

1. How do you set the focus and exposure?  
You set the focus and exposure by pressing the shutter-release button halfway.
2. If the camera is able to focus, how many beeps will you hear?  
If the camera is able to focus, you will hear one beep.
3. If the camera isn't able to focus, how many beeps will you hear?  
If the camera isn't able to focus, you will hear three beeps.
4. How can you change the focus point?  
You can change the focus point by pressing the [+] button.
5. What should you do if the camera isn't able to focus?  
If the camera isn't able to focus, you should try moving further away.
6. How far away from an object does the camera need to be?  
The camera needs to be at least 30cm away from an object to focus on it.

### Lesson 53

1. What do people often share on Rosetta Connect?  
People often share their thoughts, photos, and links with their friends on Rosetta Connect.
2. What button do you press to upload pictures from your PC?  
Click the square with the "+ sign" to upload pictures from your PC.
3. What button do you press to add an emoticon?  
Press the "Smiley face" button to add an emoticon.
4. What button do you press to tag your friends?  
Press the "Silhouette" button to tag your friends.
5. What button do you press to check into a location?  
Press the "Map pin" button to check into a location.
6. What button do you press to adjust your privacy settings?  
Press the "Privacy Setting" button to adjust your privacy settings.

### Lesson 54

1. I'm not quite clear about how to log into the e-learning.
2. OK, first, turn on your Laptop or PC, open the internet browser. Then type in "sm.lessonyoyaku.com"
3. I'm sorry, can you spell that for me?
4. Sure. L-E-S-S-O-N-Y-O-Y-A-K-U dot com.
5. Great. Thanks.
6. Then, click on the Rosetta Stone icon.
7. That's the blue button, right?
8. Yes, that's correct. After that, just choose what you want to study and take the placement test.
9. So just to confirm, I just need to go to sm.lessonyoyaku.com, log in, then press the Rosetta Stone icon, right?
10. That's right.
11. Thank you very much.
12. You're welcome.

# ANSWER QUESTIONS

## Reading Section Answers

### Lesson 56

1. Hi. Welcome to Fred's furniture. Can I give you a hand looking for something?
2. Yeah. I'm thinking about getting a new bed.
3. OK. What kind of bed would you like? We have many different kinds available. We have single beds, double beds, queen and king size beds.
4. I want a queen size bed that is soft but has good back support.
5. Let me show you what we have. These are our queen size frames and these our queen size mattresses. The mattresses will fit any frame. You are welcome to try them out.
6. They all feel great, but I think this one feels the best. Plus, it's in my price range.
7. Great. And which frame do you like?
8. I like this brown one here. It's simple and I think it will go well with the furniture in my room.

### Lesson 57

1. When will the devices be released?  
Both devices will be released this year in November.
2. Which tablet will be more stylish?  
The Table Pro 6 will be more stylish.
3. Which one has better battery life?  
The Zenith 8.0 has better battery life.
4. Which one has a bigger screen?  
The Zenith 8.0 has a bigger screen.
5. Does the Table Pro 6 weigh more than the Zenith 8.0?  
No, it doesn't. The Zenith 8.0 weighs more.
6. How much is the Zenith 8.0 expected to cost?  
It's expected to cost \$499.99.

### Lesson 58

1. Hello. Can I give you a hand with anything?
2. Yeah. I really like this pants. Do you have them available in black?
3. One moment. Let me check. Here you are.
4. Can I try them on?
5. Sure thing. The fitting rooms are just over there by the elevator.
6. Thank you.
7. So, what do you think?
8. I like the color and the design, but they're a little snug. Can I try one on the next size up?
9. Sure. Here you are.
10. Ah, these are a much better fit. I can't see the price, though. How much are they?
11. They are on sale for \$48.
12. OK. I'll take them.

### Lesson 59

1. What is her job?  
She is a retail consultant.
2. How many tips does she give?  
She gives four tips.
3. Why is it important to talk to the right person?  
Because if you don't talk to the right person, they might not be able to give you a discount.
4. Will you always get a discount if you offer to pay cash?  
No, it depends on the product and the salesperson.
5. What does she suggest you do before you ask a store to price match?  
She suggests you do your homework (research the prices) and shop around.
6. What's an example of something you can get for free?  
Free delivery or an accessory.



## Audio Script

### Lesson 31

#### Track #1

I'll have the bacon burger - well done - and the fresh garden salad. My wife will have the grilled chicken sandwich and a Caesar salad. Both of us will have iced tea.

#### Track #2

We'd like an order of breadsticks, an order of toasted ravioli, two Cokes, and a medium pepperoni pizza.

#### Track #3

Can I get the boneless Buffalo wings and the chicken tacos? But can I get the tacos without cheese?

#### Track #4

I'll have the strawberry and peach pancakes. My husband will have the chocolate chip pancakes. We'll each have a side of bacon & eggs.

### Lesson 32

#### Track #5

After work, I went out with my co-workers to karaoke. It was so much fun!

#### Track #6

Yeah, not bad. Yourself?

#### Track #7

Nothing much. I just stayed home.

#### Track #8

Yes, I love cooking. I'm taking a cooking class at the moment to learn more about it.

### Lesson 33

#### Track #9

Excuse me, but there's a problem with the heating in my room. I can't seem to turn it on.

#### Track #10

I'm afraid I have to make a complaint. Some money has gone missing from my room.

#### Track #11

I'm afraid there's a slight problem with my room. The bed hasn't been made and there is some trash that hasn't been taken out.

### Lesson 34

#### Track #12

On the weekend, my family and I had a picnic in the park. It was such a beautiful day. We sat down under the trees to eat. Sitting on the grass felt really good. The flowers smelled wonderful, too. My little brother had a great time running around and playing in the park.

#### Track #13

Yesterday my friends and I went to a soccer game. When we arrived, the stadium was empty, but before long it was completely packed. The game was really exciting. We all cheered when our team scored. Sadly, we lost the game by one point.

#### Track #14

A few weeks ago, I went to my aunt's wedding. It was a beautiful reception. The food was amazing. I really liked the wedding cake. It tasted so good.

### Lesson 35

#### Track #15

I remember when my parents came to Japan last year. They were only in Tokyo for two days, but we had so much fun.

On the first day, we had lunch at a famous sushi place. We waited in line for about 30 minutes, but it was worth the wait. Our sushi chef was extremely cheerful and very welcoming. We ordered fatty tuna, sweet shrimp, fresh-water eel, abalone, and squid. Everything was incredible. As expected, it was a bit pricey; the bill came to over 10,000 yen. After that, we visited some local temples and explored their wonderful gardens. My father took lots of pictures. We finished the day by going to a traditional Japanese hot spring called an onsen. If you haven't been to an onsen, I thoroughly recommend it. It's very relaxing.

On the second day, we went to Ueno Zoo to see the pandas. After that, we went to the kitchenware district because my mom wanted to look around. She found lots of good stuff. In the evening, since it was around Christmas time, all the illumination displays were up. My parents really enjoyed walking around the city checking out all the beautiful lights.



## Audio Script

### Lesson 36

#### Track #16

To get to the ATM, go across the road and turn left. Then go into the big building and go up the escalator to the third floor. The ATM should be on your left.

#### Track #17

Sure. I know where the station is. Go straight one block, then make a left at the intersection. You should see the ticket gate on your right.

#### Track #18

Go over this bridge, then just follow the road all the way to the beach. It should only take about 20 minutes.

### Lesson 37

#### Track #19

- A) Hi. One one-way adult ticket from Detroit to Chicago, please.
- B) That'll be \$37.

#### Track #20

- A) Hello. Could I get two tickets to Union Station, please?
- B) One-way or round-trip?
- A) Round-trip, please.
- B) That comes to \$33.
- A) Here you are. Oh, and what platform does the train leave from?
- B) You can catch the train from platform two.

#### Track #21

- A) Excuse me. How much is a one-way senior's ticket to Central?
- B) \$12.
- A) Do I need to transfer?
- B) No. This bus will take you there directly.

### Lesson 38

#### Track #22

- A) Could you tell me how to get to Gate 32?
- B) Sure. That's on the other side of the terminal. You could walk, but it's probably faster to take the shuttle.

#### Track #23

- A) Here's your boarding pass. Your flight will be boarding in two hours from Gate 12.
- B) Could you tell me what time boarding finishes?
- A) Boarding finishes 30 minutes before departure.

#### Track #24

- A) Excuse me. I don't need to take my shoes off, do I?
- B) No, you don't need to take them off. Just take out any metallic items and put them in the tray here.

### Lesson 39

#### Track #25

Tonight, traffic is moving slowly on Highway 40 between downtown and the I-270 interchange. If you are heading to the Bay area, we advise you take Route 18 instead.

#### Track #26

This morning there was an accident on the Stevenson Expressway. Two lanes are closed so traffic is moving very slowly into the city. If you are going to the city, you should use the Peterson Expressway instead.

#### Track #27

This afternoon, the Uptown-bound A Train is delayed because of construction. Trains are running approximately 30 minutes late. If you need to get uptown, please use either the B or D trains.

### Lesson 40

#### Track #28

I've heard that the place isn't too far from the station so I'll probably just walk there. What's the best way to get there on foot? Do you know any shortcuts?

#### Track #29

This is my first time in Japan and I'm not used to taking the train. I usually just drive everywhere. I heard that the public transportation system there is quite complicated. I don't even know how to buy a ticket. Could you tell me how to buy a train ticket to the event?

#### Track #30

I'm planning to rent a car. I'm OK for directions because my rent-a-car should have GPS. Would you be able to tell me about parking in the area? Is there more than one place to park? What's the best way to get from the parking lot to the event?



## Audio Script

### Lesson 41

#### Track #31

I love visiting the National Museum of Modern Art because they always have beautiful paintings and sculptures on display. Some of the artwork is a little strange, but it is always interesting.

#### Track #32

Because I'm studying history, I love visiting old buildings. Last week I went to a beautiful old cathedral in the city. It was over 500 years old! I was really impressed by the murals. They were incredible.

#### Track #33

I sometimes take my kids to visit war museums. I think it's important they learn about our country's history. They always look forward to going because they enjoy seeing and playing with all the old trucks, fighter planes, and tanks!

#### Track #34

Since I was in Italy last week and I'm a huge Ferrari fan, I decided to drop in and see the Enzo Ferrari Museum. It was incredible. The museum is located in Modena next to the Maserati factory. The museum is a must for all Ferrari fans. I was surprised to find out that the museum is actually built around Enzo Ferrari's former house,

#### Track #35

My favorite national holiday is Christmas Day. It is celebrated every year on the 25th of December. It's a religious holiday. On this day, we celebrate the birth of Jesus. People usually buy a Christmas tree and put up decorations before Christmas, then exchange presents on Christmas Day.

### Lesson 42

### Lesson 43

#### Track #36

I love Halloween. It's on October 31st. It's very popular in America. Originally Halloween was a little different, but now it's more about eating candy and dressing up in costumes. Last year, I dressed up as a ghost. This year, I will dress up as a vampire! I already have my costume.

#### Track #37

St. Patrick's Day is kind of the national day of Ireland. On this day, people remember the death of St. Patrick. Many countries have a national day, but I think this is the best one. On St. Patrick's Day, we dress up in green clothes, we drink Irish beer, and eat Irish food. A lot of people in the USA have Irish families so it is very popular here in Boston.

#### Track #38

Yesterday at the zoo I saw a strange animal. I don't remember what it was called. It's really tall. It has lots of spots. It has four legs, a tail, and a long neck. It lives in Africa and eats the leaves off trees.

#### Track #39

These are really big animals. They live in Africa and Asia, but the African ones are bigger than the Asian ones. They have two big teeth called tusks, really big ears, and a really long nose called a trunk. They mainly eat fruits and vegetables. Also, I heard they can't jump.

#### Track #40

I saw a really big bird at the zoo the other day, but I don't remember its name. It had black feathers, a long neck, and two long legs. It can run very fast, over 70km/hr, but it can't fly. Also, I learned an interesting fact, this bird has three stomachs.

### Lesson 44

#### Track #41

This is a board game called *Monopoly*. Each player rolls a die to move around the board. The object of the game is to buy streets and build houses. Once you own all the streets in a set, you can build houses. If you lose all your money, you're out. If you are the last player with money, you win.

#### Track #42

Let's play Super Mario. It's a very easy game to play. All you need to do is reach the end of each stage. You need to defeat the final boss and rescue the princess to win the game. Use the D-pad to move. You can use this button to run, and this button to jump. If you see a bad guy either jump on or over them. Make sure you don't fall down the holes.

#### Track #43

To play pool, you need three things, a cue stick, a table, and pool balls. To start, rack up the balls, then one player breaks. After that, players take turns trying to sink their balls - either stripes or solids. The first person to sink all their balls wins.



## Audio Script

### Lesson 45

#### Track #44

Hello, my name is Chen. I'm going to talk about China. The capital of China is Beijing. China is a big country. It's the third biggest in the world. China is also the world's most populous country with a population of over 1.3 billion. The official language is standard Chinese, but we have many other languages too, like Tibetan and Mongolian. In regard to religion, most people are not religious, but some people are Buddhist, Muslim or Christian.

A popular game in China is *Mahjong*. It's a tile drawing game - kind of like dominos. You need skill and luck to play. To win the game, you need to get all 14 of your tiles into four sets and one pair.

Probably the most important animal in China is the panda. Panda means "big bear cat" in Chinese. Pandas mainly eat bamboo and live in mountain ranges in central China. They are very cute.

Next, I'll talk about an important day - Chinese New Year, which is also known as the Spring Festival. It's isn't exactly a day because celebrations go for about two weeks. Chinese New Year is usually in January or February. There are always lots of fireworks and celebrations. It's also common for families to clean their houses on this day.

I hope you have learned a little bit about China. Thank you for listening to my presentation.

### Lesson 46

#### Track #45

I'm afraid I'm not feeling very well, doctor. I feel sick. I have a sore throat, a cough, a headache, and I have a fever of 40 degrees. My muscles feel sore, too.

#### Track #46

I feel terrible, doctor! I have a runny nose and I can't stop sneezing. My eyes are really red and sore, too. I think it's my allergies.

#### Track #47

I had a little accident yesterday. I fell off my bicycle last night as I was riding home from work. My left arm is all swollen and I have this big bruise on my leg, too!

### Lesson 47

#### Track #48

Hello. My five-year-old daughter is coughing, sneezing, and has a high fever. I'd like to make an appointment as soon as possible. Is the doctor available tomorrow afternoon?

#### Track #49

Hi there. Recently, it's difficult for me to read small text. I'd like to make an appointment sometime this week. I think I might need new glasses.

#### Track #50

Good afternoon. I've had a bad toothache for a few days. Can the doctor see me this weekend? Preferably, early in the morning.

### Lesson 48

#### Track #51

So, I have your test results. I think allergies are the reason your eyes are sore and you have a runny nose. It looks like you are very sensitive to pollen from cedar trees. Take this medicine twice a day, and use these eye drops when your eyes get itchy.

#### Track #52

OK, Mr. Smith, it looks like you have a small case of RSI. This is caused by sitting at your desk and using a computer too much. If you continue working like this, you will start to have problems with your eyes and wrists. I recommend you take breaks every few hours and get a more ergonomic computer chair.

#### Track #53

Thank you for coming today, Jane. Here are the results from your annual physical. Your cholesterol levels are quite high. I recommend you change your diet. You need to start eating healthier. If you don't, you will start to see more and more problems. I also recommend you exercise for at least 20 minutes a day.



## Audio Script

### Lesson 49

#### Track #54

Here is your prescription, Mr. Smith. I am giving you 15 tablets and a small tube of cream. Take the tablets orally, three times a day. Have one after breakfast, lunch, and dinner for five days. You mustn't take more than three per day. You can't take them on an empty stomach; it must be after a meal. Now, you also have some cream. You have to apply the cream to the area twice a day. You mustn't swallow the cream! You shouldn't let children use it. Hopefully, your infection should clear up soon!

### Lesson 50

#### Track #55

My names Arthur. I'm 63. I've been using Ubercillin for a little over two months now. I used to have really bad joint pain - even getting out of bed was hard. Now, thanks to Ubercillin I have never been more active.

#### Track #56

Hi, I'm Sonia. I'm 32 and I work in an office. I'm quite prone to getting headaches. The regular headache medicine didn't really help much, but Ubercillin is different. Anytime I feel a bad headache coming on, I take one tablet and I immediately feel better. The relief usually lasts for a few hours, which is longer than other medicines.

#### Track #57

Hi, I'm Travis. I'm 24. I had a pretty bad sporting injury a few months ago. I started taking Ubercillin to cope with the pain. It also helped with stiffness and swelling, which then lead to me making a faster recovery.

### Lesson 51

#### Track #58

This is one of our most popular models. It has amazing picture quality, fantastic sound and it's very lightweight and energy efficient. Best of all, it's great value at only \$860. Since it's 70", it's perfect for a large living room. Another thing I really like about this model is the remote control. It's just so easy to use.

#### Track #59

This hammer is our top-of-the-line model so it's aimed at professional tradesmen. It's handmade in Italy and has incredible balance. Also, the ergonomic rubber handle makes it easy to grip. If you buy this hammer, you'll never need to buy another one since it comes with a lifetime warranty.

#### Track #60

This is our entry level model so it's great for people who are just starting to get into cycling. It's stable, comfortable, and very agile. Since it has a 60 cm frame, it's designed for riders around 180 cm. A benefit of this bike is that it comes with puncture-proof tires so you'll never need to worry about getting a puncture. If you want a fast and powerful bike that isn't too expensive, then I'd definitely recommend this one.

### Lesson 52

#### Track #61

Let me show you how this tablet computer works. Press this button to turn it on, then slide your finger across the screen to unlock it. There are lots of great apps. To open an app, just tap the icon with your finger. When you want to close the app, just press the home button. You can download more apps from the App Store.

#### Track #62

This HDTV is the newest one on the market. Look how large the screen is! To switch it on, press this button. To turn up the volume, turn this knob on the remote control. Hit the numbers to change the channels. If you want to record a TV show, just press this button.

#### Track #63

This is our latest laptop. It's very easy to use. To turn it on, press this button. There is a password to log in. Enter your password using the keyboard. Then just move the mouse to move the cursor on the screen. If you want to select something, just double-click it.



## Audio Script

### Lesson 53

#### Track #64

I love using Facebook. I'm on it almost every day. It's great because I can easily keep in touch with my friends and grandkids. It's also fun to share websites I like and comment on my friend's pictures.

#### Track #65

I use Google Drive a lot for work. It's great to keep all my files and documents in one spot. I also like that I don't need to bring my laptop with me since I can access my data from any computer.

#### Track #66

I love taking selfies so I have lots of mobile photography apps on my phone. I think a picture is the best way to tell a story. That's why Instagram is probably my favorite app. Also, it's fun editing your photos and finding the perfect filter.

### Lesson 54

#### Track #67

1. I can't use my PC, I keep getting the error message "00584." What should I do?
2. Please help me, I've dropped my smart phone and cracked the screen. Now, I can't use it.
3. I just bought a new camera, but I don't know how to use it. All the settings seems to be in Chinese.
4. All the food in my freezer is melting! I think it's broken.
5. Yes, my address is 120 East 87th Street, New York.

### Lesson 55

#### Track #68

Hi. I bought a new computer a few months ago, but it's already starting to run really slowly - even opening the web browser takes a few minutes. It didn't use to be this slow. What can I do to speed it up?

#### Track #69

I can't log into the website. I remember my username, but I've forgotten my password. What should I do?

#### Track #70

I bought this phone only a few months ago, but the battery is already dying really quickly. It almost never lasts a whole day. What should I do?

### Lesson 56

#### Track #71

Where can I find an electric guitar? I'm looking for one that I can connect to my computer.

#### Track #72

Hi, I'm thinking about getting a new jacket. I'd like one that has lots of pockets. This one is nice. Do you have it in blue?

#### Track #73

Excuse me. I'm looking for an aquarium. I want a bigger size than my current one. Do you have a big one that is self-cleaning?

### Lesson 57

#### Track #74

I need to buy a new bag for my first day of university tomorrow! There are two bags I like. I'm not sure which one I like the most. The first one is cheaper than the second one. But, the second bag is more fashionable. Also, it is easier to open and more comfortable to carry. Which bag should I buy?

#### Track #75

These cars are both great. The model T is fast and powerful. But the model S is better, in my opinion. It's the fastest car they have. It's more expensive, but it's also more reliable, too. Hmm, which car should I buy?

#### Track #76

Well, the Uphone is very popular. In fact, it's the most popular phone on sale. But it's also the most expensive. Perhaps the Xphone would be a better choice. The Xphone is less expensive. It is a little slower, but it is much more attractive. Which phone should I buy?





## Lesson 60

### Audio Script

#### Lesson 58

##### Track #77

I love the design and the material feels great, but it's a little short in the sleeves. Do you have the same design in a large?

##### Track #78

I don't really think this shirt suits me. Grey isn't really my color. Could you show me something else?

##### Track #79

This dress is absolutely stunning. I love it. It's just so expensive, though. Do you have anything cheaper?

#### Lesson 59

##### Track #80

- A) This dress is beautiful, but it's a little outside my price range. I don't think I can afford it. Could you give me a discount?
- B) How about 20% off.
- A) It's still a bit expensive. I was hoping for 30%.
- B) Hmm, I can do 30% off if you pay cash.
- A) OK. Deal.

##### Track #81

- A) This guitar is great. How much is it?
- B) \$800.
- A) That's quite expensive. I saw the same guitar online for \$700. Do you guys price match?
- B) How about \$750 and I throw in a free case?
- A) OK. Deal.

##### Track #82

- A) So. Do we have a deal?
- B) Hmm. I'm not sure. It's still quite expensive. Do you think you could lower the price a bit?
- A) The best I can do is \$2,000 off.
- B) OK. I'll think about it.

##### Track #83

Hi. I need a nice dinner table for my new apartment. Something that's big enough for six people and looks really cool. I want to make sure it matches my interior so something in dark brown would be the best. My budget is \$1,000.

##### Track #84

I hear you have a great reputation for finding just what people are looking for. Perhaps you could help me. I need a new suit for work. I've got a big interview coming up and I want to look my best. I wear a 42 jacket. 44" chest, 19" shoulder, and 25.5" sleeves. Pants 34L. Please find me something nice around \$500.

##### Track #85

I have a big party after work tonight and I've forgotten my good shoes. Can you buy me a nice pair of shoes for the party? I trust your judgment. Something black - size 26cm. Can you deliver them to my office by 5:00 pm? Just leave them with my secretary. Try not to spend over \$200.

